

# FSA 22-09-14 - Annual Animal Welfare Report 2021/22

## FSA 22-09-18 - Annual Animal Welfare Main report 2021/22

This paper provides an update on FSA activities delivered through the 'Deter, Prevent, Detect, Enforce' Animal Welfare Action Plan and its objective of making ongoing improvements in slaughterhouses in England and Wales.

### 1. Summary

1.1 This paper provides an update on FSA activities delivered through the '**Deter, Prevent, Detect, Enforce**' Animal Welfare Action Plan and its objective of making ongoing improvements in slaughterhouses in England and Wales. This extends to additional reactive work not included in the overarching action plan.

1.2 The Board is asked to:

- **Consider** the progress made in delivering the 'Deter, Prevent, Detect, Enforce' welfare agenda
- **Endorse** the approach being adopted as the FSA seeks to improve animal welfare implementation and assurance in slaughterhouses in England and Wales on behalf of the animal welfare policy owning departments
- **Note** the achievements against the action plan as well as positive reactive work and potential policy changes that will impact future delivery of animal welfare policy within slaughterhouses

### 2. Introduction

2.1 This paper provides the annual report to the Board on the FSA's delivery of animal welfare activity on behalf of Defra/Welsh Government as policy holders in England and Wales. The key actions are outlined in our 'Deter, Prevent, Detect, Enforce' Animal Welfare Action Plan.

2.2 The paper covers:

- Background and context
- Significant in-year activities
- Consumer and stakeholder interest in animal welfare
- Highlights of the key deliverables from the Animal Welfare Action Plan
- Cost and funding details
- Summary of data on compliance levels in slaughterhouses with reference to transport/farm
- Summary of the impact of Covid-19 in context of animal welfare controls and enforcement and subsequent return to BAU
- Forward look to potential policy changes that will impact future FSA animal welfare delivery activity

### 3. Background and context

3.1 Defra and Welsh Government are the policy holders for animal welfare controls within approved slaughterhouses. Application of the controls including enforcement of animal welfare breaches are carried out by the FSA in England and Wales. Animal welfare is monitored by Official Veterinarians (OVs) based in approved slaughterhouses. Where checks at the slaughterhouse identify animal welfare breaches that have occurred on farm or during transportation, they are referred to the Animal and Plant Health Agency (APHA) and the Local Authority (LA), who are responsible for subsequent investigation and enforcement. In Northern Ireland, the Department for Agriculture, Environment and Rural Affairs (DAERA) has the policy and delivery responsibility for animal welfare.

3.2 Full responsibility for animal welfare and food safety in slaughterhouses rests with Food Business Operators (FBO) who must meet legislative requirements in terms of slaughterhouse design, layout, equipment, and operation. Their staff, responsible for slaughter activities, must be competent, appropriately trained and hold a Certificate of Competence (CoC) to slaughter all species presented to them. The FBO is responsible for ensuring all animal needs are met and for the welfare of animals in their care and authorised individuals are responsible for handling and processing animals.

3.3 The animal welfare action plan and related work seeks to build on a developed risk-based regime to uphold the responsibility of FBOs in producing safe food and ensuring the welfare of animals at slaughter. The programme actively aligns to continuous improvement projects including the FSA Operational Transformation Programme to explore and implement new opportunities to improve consumer confidence and trust in the industry.

### 4. Significant in-year activities

4.1 **The supply of CO2** to the food and hospitality industry came under scrutiny in July 2021 as possible disruptions to domestic supply were forecast due to reduced processing from the main manufacturer. The FSA Animal Welfare team were integral to cross industry and Government contingency planning. After several weeks the manufacturer and industry customers secured a commercial arrangement to maintain continued supply. The FSA Animal Welfare team have rehearsed contingency planning arrangements with Defra and industry to prioritise supply for animal welfare at slaughter to mitigate against future supply issues. This has included exploring alternative stunning methods, alternative food packaging options and alternative methods of manufacture.

4.2 A “**Slaughter Sector Survey**” was designed and completed during 2021/22 on behalf of Defra and Welsh Government. This is an exercise previously completed in 2011, 2013 and 2018 in all slaughterhouses in England and Wales. The survey ran for one week from 7-13 March 2022. This latest survey was digitised to improve user experience and streamline the data collection and analysis processes. A report was produced for Defra and Welsh Government which was published on 8th August 2022.

[Farm animals: slaughter sector survey 2022 - GOV.UK \(www.gov.uk\)](https://www.gov.uk/government/publications/farm-animals-slaughter-sector-survey-2022)

#### **Key findings were:**

- There was a reduction in the number of red meat and poultry slaughterhouses in England and Wales from 248 in 2018 to 211 in 2022.
- Farms continue to be the source of most animal species transported to slaughter, particularly poultry. Numbers of animals sourced from livestock markets have fallen.

- The levels of slaughter without stunning are similar to 2018 but with a small decrease from 25% to 23% for sheep (from 61,120 sheep to 49,450 sheep) and an increase from 7.5% to 25% for goats (based on a small sample size; this is an increase from 30 goats to 92 goats in the week surveyed). 2% of meat chickens (423,701) were slaughtered by non-stun methods, down from 3% (611,469) in 2018; and meat chickens stunned with lower electric frequency to meet religious slaughter specifications fell from 6% (1,082,586) in 2018 to 3% (568,933) in 2022. These are positive results in that there is a decrease of non-stun animals at slaughter.
- 88% of pigs were stunned with CO<sub>2</sub>, an increase of 2% on 2018. This is against alternative methods of captive bolt or electrical stun.
- Approximately 80% of meat chickens were gas stunned compared with 65% in 2018 which is another welfare positive statistical increase. This is against the alternative method of electrical stun.

4.3 From June to August 2021 the FSA Veterinary Audit Team carried out an **animal welfare themed audit at slaughterhouses**. 43 slaughterhouses (18%) were audited. The audit concluded that overall FBO systems are compliant and provided a good level of assurance that legislative requirements are implemented. The audit did find, in some cases, that FBO Standard Operating procedures (SOPs) documentation could be improved. It also found that, in some cases, FSA checks on the quality of SOPs could also be improved. All recommendations have been addressed through an action plan and communicated to industry.

4.4 Two unrelated incidents of **undercover filming within slaughterhouses** by activist groups required attention in April and July 2021. In the former, welfare non-compliances of varying degrees of severity were identified through the available footage (from both the activist group and the FBO). A range of enforcement action was taken that required the FBO to make changes to processes and management controls. Several Certificates of Competence were suspended until operative retraining had taken place. In the second incident a story was aired by BBC Panorama using covert footage from an activist group filmed a year and a half earlier. This meant that the FBOs own footage was no longer available. Though the programme focussed on practices within the horse racing industry it did highlight one practice at slaughter, relating to feral ponies, which was stopped as it was not in strict adherence to animal welfare regulations.

4.5 The FSA animal welfare team were integral in utilising research from New Zealand focussed on the use of electrical stunning for halal slaughter. Recommendations for adopting the practice were accepted by an All-Party Parliamentary Group for Animal Welfare and the **Demonstration of Life (DoL) protocol** was subsequently introduced as a voluntary scheme. This protocol has offered an alternative option to stun small ruminant animals (sheep and goats) prior to slaughter with an approved religious body certifying that the stun method is halal compliant. The Slaughter Method Survey 2022 shows a small decrease for sheep from 25% to 23% without prior stunning. This halts a previous increase seen in small ruminants, from 10% in 2011 to 25% in 2018. However, there has been limited uptake of the DoL protocol to date, and not considered entirely sufficient to account for the small decrease.

4.6 Following engagement with industry the animal welfare team have introduced a **referral for investigation triage** process which is overseen by a panel of experts who make early assessments of animal welfare cases that could be prosecutable. This ensures proportionality and consistency of FSAs approach to these cases. In 2021/22 there were 18 cases reviewed by the panel, 16 of which were accepted for progression to the criminal investigator. 2 cases were deemed to have insufficient evidence to proceed to investigation.

## 5. Consumer and stakeholder interest

5.1 Insights from the Food and You 2 Survey, (Wave 4 [Latest data](#)) conducted by FSA showed how consumers are concerned with animal welfare in the food production process. 35% of consumers reported that they were highly concerned and 41% were somewhat concerned. Further FSA and FSS research on [the UK public's interests, needs and concerns around food](#) (conducted November – January 2022) asked consumers about their future food concerns over the next 3 years; 60% said that they were extremely or quite concerned about treatment of animals in the food chain and this was ranked 7th out of 14 issues. When asked what FSA / FSS should do in collaboration with partners with regards to the environment, ethics and welfare, the most common action (selected by 57% of respondents) was 'Ensure high standards of animal welfare, including for imported foods'.

In terms of purchasing decisions, Food and You 2 data showed that the vast majority (91%) of consumers felt it was important to buy meat, eggs and dairy products produced with high standards of animal welfare. Two thirds (64%) reported that they actually bought meat, eggs and dairy which had information on animal welfare always or most of the time and 40% reported that they checked for information on animal welfare when shopping always or most of the time.

Only a third (33%) of consumers felt that meat, eggs and dairy products showed enough information about animal welfare. Similarly, the FSA / FSS research revealed that 64% of respondents agreed that the treatment of animals in the food chain was something they cared deeply about. However, a smaller proportion of consumers (46%) were prepared to pay more for food products that are environmentally friendly or have high welfare standards.

5.2 From April 2021 to March 2022, 15 **Freedom of Information requests** (FOIs) related to animal welfare matters were received and dealt with by the FSA animal welfare team, which is more than double the number received in the previous reporting year. This represents 11% of all FOIs received by the FSA. During the same period there were no Parliamentary Questions received by the animal welfare team. The 2021/22 FOI levels are commensurate with pre-Covid levels (from 2018-2020) as shown in the table below:

Year	Animal Welfare FOIs	% of FSA FOIs
2021 - 2022	15	11
2020 - 2021	7	5
2019 - 2020	14	10
2018 - 2019	14	8

## 6. Highlights and progress on the Animal Welfare Action Plan (Annex 1)

6.1 The 'Deter, Prevent, Detect, Enforce' approach is delivered through the Animal Welfare Action Plan. The action plan is monitored by a steering group comprising representatives from FSA and other government departments, who review outstanding actions and approve new activities. In 2021/22 we have:

Strengthened **verification and compliance** by:

- Supporting industry during Covid-19 by developing guidance that permitted extensions to temporary Certificates of Competence
- Introducing Demonstration of Life protocol for small ruminant animals
- Running our fourth Animal Welfare themed audit
- Enhancing FSA animal welfare documentation
- Triaging potential prosecution cases

Improved **accountability and collaboration** through:

- Building closer working relationships with meat and farming industries representative bodies
- Agreeing with Defra and Welsh Government what activities will be funded to deliver animal welfare controls in 2021/22

Improved **education and awareness** by:

- Enhancing guidance about Certificates of Competence, evidence gathering, and decision making
- Producing industry communications and best practice guidance across a range of animal welfare themes

Improved quality of our **analysis and reporting** through:

- Strengthening of monitoring and reporting on animal welfare standards
- Making continued enhancements to the FSA animal welfare non-compliance database and associated published open data
- Publishing animal welfare non-compliance statistics

The plan for the coming year will seek to drive forward improvement activities in all areas.

- We will support APHA in their aim of providing best practice guidance to OVs about referring farm and transport non-compliances
- We will facilitate improved data transfer between FSA, APHA and Local Authorities using secure digital evidence repositories
- We will enhance data reporting to APHA and Local Authorities relating to farm and transport non-compliances, and we will make this a mandatory discussion item at a cross agency working group

6.2 There has been improved collaboration with industry in recent years relating to animal welfare and we will look to continue and strengthen those relationships.

## 7. Cost and funding details

7.1 Funding for welfare activities by Defra and the Welsh Government for work carried out on their behalf in 2021/22 is reflective of the duties performed and demonstrates the work done in recent years on quantifying the activities being undertaken on behalf of the policy holders.

7.2 The Service Level Agreement for 2021/22 totalled £491k and contributions were Defra 85% and Welsh Government 15%.

7.3 Animal welfare related activities and controls in Northern Ireland are delivered within the wider scope of all operational controls under a service level agreement with DAERA.

## 8. Summary of trend data on compliance levels (Annexes 2 and 3)

8.1 In 2021/22 there were over 1 billion animals (1,036,098,739) processed in slaughterhouses. Over 99.9% (1,035,943,907) met animal welfare compliance standards and regulations. Of the 154,832 animals (0.0149%) processed not in compliance with animal welfare regulations, 51,132 animals (0.0049%) experienced some impact on their welfare.

8.2 In 2021/22 there has been a reduction in major and critical non-compliances overall. There has been an increase in major and critical non-compliances in the slaughterhouse and during transport. There was a reduction in major and critical farm non-compliances. The data can be summarised as follows:

- Slaughterhouse; 372 non-compliances. This is a 10.1% increase from 2020/21 (338). Likely factors attributed to this increase are the reintroduction of Welfare Assurance Team inspections leading to detection of insufficient FBO SOPs, and enhanced guidance about live and retrospective CCTV viewing which has led to an increase in detection of other non-compliances during FBO processing.
- Farm; 835 non-compliances. This is a 48.8% reduction from 2020/21 (1631).
- Transport; 3105 non-compliances. 19% increase from 2020/21 (2609). The re-categorisation of offence location of some non-compliances has impacted the balance between farm and transport.
- Total of 4312 non-compliances, which equates to a 5.8% reduction from 2020/21 (4578). This demonstrates that FSA presence, guidance and where necessary enforcement is having a positive impact on industry compliance.

Factor	2020/21	2021/22	% Change
Slaughterhouse	338	372	10.1%
Farm	1631	835	-48.8%
Transport	2609	3105	19.0%
Total	4578	4312	-5.8%

8.3 Enforcement data indicates that 19% of slaughterhouse non-compliances are identified either by live or retrospective CCTV viewing. CCTV is routinely used as evidence to support enforcement action.

8.4 CCTV continues to play an active role in identifying training needs, and in suspension and revocation of Certificates of Competence (CoC). There were 6 CoCs revoked and 58 CoCs suspended 2021/22, of the 64, 50 were supported by CCTV footage. This equates to 78% of all suspensions and revocations. For context, there are approximately 8700 CoCs issued but there is no data on how many are active at any point in time. The suspensions and revocations in 2021/22 equate to 0.74% of all CoCs.

## **9. Summary of the impact on animal welfare in slaughterhouses during Covid-19 pandemic**

9.1 During the Covid-19 pandemic the meat industry faced a range of significant challenges throughout the supply chain with particular pressure on resourcing. Animal welfare standards and controls remained a high priority throughout this period for both the industry and regulators with significant collaboration to overcome issues in changing production demand, working patterns and social distancing requirements.

9.2 FSA Field Operations overcame challenges in resource availability throughout the period with the potential to impact on slaughter operations. This was a concern for pig and poultry processing due to the nature of the supply chain and animal welfare challenges materialising on farms through backlogs.

9.3 Robust contingency planning and co-operation with back up support from across the FSA and APHA enabled operations to continue virtually unaffected. This resulted in no notable animal welfare or food supply issues materialising as a result of FSA delivery challenges.

9.4 The FSA ceased all non-urgent assurance functions during the pandemic and restricted slaughterhouse attendance to core function teams (OV/MHIs). This resulted in the suspension of inspections from the Welfare Assurance Team. From June 2021 these inspections gradually resumed and have steadily increased so that 56% of slaughterhouses have had a welfare inspection by March 2022. All slaughterhouses will have had a welfare inspection by October 2022.

9.5 Routine welfare monitoring remained in place with an emphasis on the use of CCTV in slaughterhouses where social distancing would have created difficulties.

9.6 Covid-19 did impact on FSA monitoring and supervision in slaughterhouses, but it is difficult to definitively isolate actual impact on compliance. The reduced and altered processing activity as well as improvements to compliance previously achieved along with improved industry standards will have had impacts.

## **10. Forward look to 2022 and beyond**

10.1 The extreme hot weather experienced in July and August 2022 had an impact on animal welfare reported incidents of heat stress and dead on arrival (DOA) at slaughterhouses. Increased monitoring and daily reporting of actual incident numbers and animals affected was undertaken and the data reported to Defra for inclusion in COBRA contingency planning meetings. The experience is to be reviewed as a “lessons learned” exercise with Defra and APHA in order to formalise activity and reporting requirements for future extreme weather events.

10.2 Following an internal review of our processes for verifying and achieving compliance, we will be updating our operational instructions to reflect how we deliver enforcement in accordance with retained Regulation 2017/625 which is part of the OCR package. This is part of our wider review of changes in existing controls following the implementation of OCR. We are discussing any impacts on welfare legislation with Defra and Welsh Government.

10.3 Defra conducted a statutory Post Implementation Review of the Welfare of Animals at the Time of Killing (England) Regulations 2015 (WATOK). There are several observations and recommendations that Defra need to consider, which may impact on the meat industry and the delivery of animal welfare controls. The FSA animal welfare team will work closely with Defra, Welsh Government, and Industry to understand the delivery requirements of any new measures to ensure minimal impact whilst continuing to safeguard animal welfare.

10.4 In December 2020 Defra consulted on improvements to animal welfare in transport which aligns to the UK government manifesto commitment to end excessively long journeys for slaughter and fattening. The Government has announced it will ban live exports of livestock (but not poultry) for slaughter or fattening and proposes to make other changes to improve animal welfare in transport. The FSA animal welfare team will work closely with Defra, Welsh Government and APHA to support the introduction of any measures.

10.5 Welsh Government have included mandating CCTV in slaughterhouses in the recently published Welsh Programme for Government and are planning to consult on a proposal during 2022/2023. It is reasonable to expect that the proposal will, in part, reflect the regulations in England and Scotland. The FSA animal welfare team continue to work closely with Welsh Government.

## 11. Conclusions

11.1 This paper sets out an update on activities in England and Wales under our ongoing approach to 'Deter, Prevent, Detect, Enforce' animal welfare breaches on behalf of Defra and Welsh Government.

11.2 The Board is asked to:

**Consider** the progress made in delivering the 'Deter, Prevent, Detect, Enforce' welfare agenda

**Endorse** the approach being adopted as the FSA seeks to improve animal welfare implementation and assurance in slaughterhouses in England and Wales on behalf of policy owning departments.

**Note** the achievements against the action plan as well as positive reactive work and potential policy changes that will impact future delivery of animal welfare policy within slaughterhouses.

# FSA 22-09-18 Animal Welfare Report Annex 1

The Animal Welfare Steering Group is comprised of representatives from the FSA, Defra, Welsh Government, and Devolved Administrations. The steering group monitors outstanding actions and identifies new activities on an ongoing basis as part of its governance and oversight role.

## 1. Animal Welfare Action Plan – actions completed 01/04/21 to 01/03/22

### Strengthening verification and compliance

Action	Description
--------	-------------



Conduct Animal Welfare themed audit	<p>Developed audit framework in liaison with Defra and Welsh Government.</p> <p>Agreed scope and timeline.</p> <p>Conducted audit.</p> <p>Produced final report.</p> <p>Communicated results and recommendations.</p>
Support industry during Covid-19	Implementation of Covid-19 'exceptional circumstances' guidance allowing extensions of temporary Certificates of Competence.
Evaluate the impact of Regulation (EC) No 1099/2009, Annex II	Conducted an assessment of the effectiveness of FSA guidance on compliance rates and impact to industry.
Demonstration of Life	Introduced the Demonstration of Life protocol that aims to reduce the number of small ruminant animals that are slaughtered without prior stunning whilst maintaining halal compliance.
Implement refinements to referrals for investigation process	Introduced a triage process whereby a panel of experts oversee animal welfare cases that could be prosecutable, to ensure proportionality and consistency of approach.

## Clarifying accountability and improving collaboration

Action	Description
Establish joint Working Group with APHA and LAs	Strengthened data sharing to support welfare improvements throughout the supply chain. Identify key areas of welfare non-compliances and work collaboratively towards improvement initiatives.
Agree 2021/2022 Animal Welfare Service Level Agreement (SLA)	SLA agreed with Defra and Welsh Government Key Performance Indicators developed and agreed.

## Improving education and instruction

Action	Description
Improve guidance relating to TCoC	Worked with Defra to enhance post Covid-19 policy guidance relating to extending applications for temporary Certificates of Competence.
Produce technical guidance (TEC files) relating to poultry catching and transport	Produced Poultry Welfare Special Edition relating to: Catching, Transport, Overstocking, Protection from adverse weather during transport, Trappings, Fractures, dislocations and bruising, Crate damage and maintenance, Dead on arrival, Delayed slaughter or unloading.
Referrals guidance	Supported APHA development of best practice guidance about referring farm and transport referrals to competent authorities.
Handling of covert footage	Developed a process for handling and viewing CCTV footage taken covertly by external organisations.

## Better analysis and reporting

Action	Description
Enhance the animal welfare database	Refinements made to how referrals are generated and transferred to other competent authorities.
Improve data capture and reporting of Welfare Assurance Team (WAT) visits	Developed a new WAT inspection database. Enhanced reporting from the new WAT inspection database.
Board report	Produced 2020/21 Animal Welfare board paper.
Develop non-compliance, farm, transport and slaughterhouse open data	Implemented quarterly open data reporting of non-compliances. Format agreed through a working group with FSA, Defra, APHA and LAs.

Action	Description
2022 slaughter sector survey	Engaged with industry on questions and process. Developed survey tool. Collected data. Supported Defra and Welsh Government on drafting the summary report.

## FSA 22-09-18 Animal Welfare Report Annex 2

This Annex analyses the proportion of total annual throughput that constitutes major and critical non-compliances in slaughterhouses.

### Total throughput and non-compliances

This content analyses the proportion of total annual throughput that constitutes major and critical non-compliances in slaughterhouses. The table below summarises the figures for FY-2016 to FY-2021. It shows that since 2017 when the system began recording the number of animals involved in incidents, the proportion of animals involved in major and critical incidents has remained very low, at a small fraction of 1% of all animals.

### Level 3 (major) and level 4 (critical) slaughterhouse animal welfare non-compliances

	2016/2017	2017/2018	2018/2019	2019/2020	2020/21
Total number of animals processed (throughput)	955,879,236	999,303,970	1,045,801,000	1,055,611,000	1,038,234,124
Animals processed in compliance with welfare	955,879,236	999,287,248	1,045,790,000	1,055,592,000	1,038,194,198

	2016/2017	2017/2018	2018/2019	2019/2020	2020/21
Animals processed not in compliance with welfare	N/A	16,722	11,000	19,000 *	39,926 **
Percentage of animals processed compliantly	N/A	99.99833%	99.99895%	99.99820%	99.99615%
Percentage of animals involved in noncompliance	N/A	0.00167%	0.00105%	0.00180%	0.00384%

\* includes a single incident involving 10,000 birds "Gas stunning equipment not optimised" scored as level 3 for potential to cause animal suffering.

\*\* includes three instances, totalling 20,573 birds, of mechanical breakdowns that delayed processing. There was no evidence that the birds experienced suffering or distress.

\*\*\* includes three instances, totalling 46,281 birds where food / water / ventilation was not adequately provided. There was no evidence that the birds experienced suffering or distress.

## FSA 22-09-18 Animal welfare report: Annex 3

Analysis of welfare trends for major and critical non-compliances in England and Wales.

### Management summary

1. Total slaughterhouse non-compliances have increased by 10% in the Financial Year 2021-22 (referred to here as FY-2021), mainly due to increases in Standard Operating Procedures (SOP) non-compliances (either no SOP in place, or SOP is deficient), and non-compliances identified through the use of retrospective CCTV viewing.
2. SOP related cases have increased by 22 cases and the retrospective use of CCTV have picked up 39 more cases, whereas other regular cases of non-compliance have also decreased by 39 cases.
3. Lairage (the place where animals are rested prior to slaughter) had the highest number of non-compliance cases (116 – same number of cases as previous FY year) 31% of total (a decrease of 3pts).
4. Bleeding (-19), stunning (-3), unloading (-6) and 'other' (-2) were locations to record decreases over their FY-2020 levels.
5. Lairage (31%), movement (22%) and bleeding (15%) were the top 3 locations for non-compliances, accounting for 68% of all cases.

6. Poultry related non-compliances account for a third (33%, change -3pts) of all cases, sheep (28%, change -1), cattle (27%, change +5pts) and pigs at 13% (+3ppts).
7. Cases involving cattle have increased by 34% (74 to 99), pigs by 38% (34 to 47), poultry by 4% (118 to 123) and sheep by 6% (97 to 103)
8. The second half of FY-2021(Q3 and Q4) recorded a 25% increase in non-compliances over the same period in FY-2020. The highest increase was in Q4 (30%, from 76 cases in FY-2020 to 99).

## **Section 1: Analysis of non-compliance by location**

The FSA delivers animal welfare controls and enforcement of animal welfare non-compliances in slaughterhouses on behalf of Defra in England and Welsh Government in Wales. Where checks at the slaughterhouse identify animal welfare non-compliances that have occurred on farm or during transportation, they are referred to the competent authority responsible for investigation and enforcement; either the Animal and Plant Health Agency (APHA) or the Local Authority (LA).

Figure 1 illustrates the total levels 3 and 4 (major and critical) non-compliance trends for all animal welfare locations over the last 4 financial years: 2018 to 2021 (throughout this report FY-2021 refers to the year from April 2021 to March 2022). Transport related non-compliances have increased by 19% in FY-2021, slaughterhouse non-compliances by 10% and on-farm has almost halved (a decrease of 49%).

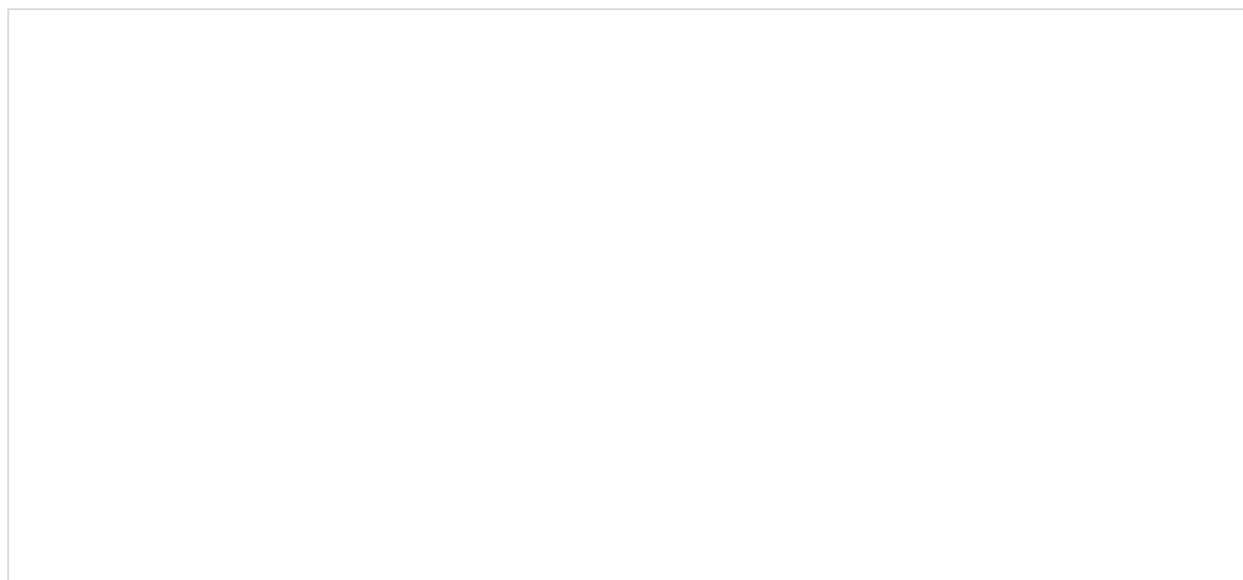
The timeline in figure 1 shows sharp rise in on-farm non-compliance cases between October 2020 and February 2021 (i.e.Q3 and Q4 of FY-2020). There has been a steep decline in on-farm cases from February 2021 resulting in the 49% decrease in non-compliances reported for FY-2021. Over the same period there was a sharp decline in transport related non-compliances, which began from August 2020 and stayed relatively low before a sharp increase in March 2021.

Slaughterhouse non-compliance cases have remained comparatively steady averaging 30 cases per month over the last two financial years. There was a 10% increase from FY-2020 to FY-2021. The re-introduction of Welfare Assurance Team inspections and enhanced guidance on CCTV monitoring (live and retrospective viewing) are likely to be contributory factors.

**Figure 1: Level 3 and 4 non-compliances: transport, on farm, slaughterhouse financial year 2018 to 2021**

Figure 2 illustrates the comparative change in non-compliance levels for the respective locations from FY-2018 to FY-2021. Slaughterhouse levels had the biggest increase from FY-2018 to FY-2019 of 26ppts mainly due to regulatory changes that required mandatory installation of CCTV in slaughterhouse in England, and also required additional equipment and facilities to be installed in slaughterhouses in England and Wales. In FY-2020 there was a decrease of 30ppts. The levels have since increased by 10% in FY-2021 due to cases of no Standard Operating Procedures in place (no SOPs), and non-compliances identified by retrospective CCTV viewing.

**Figure 2: Percentage change in level 3 and 4 non-compliances financial year 2018 to 2021**



Covid 19 - Overall, there is a mixed picture on the levels and proportionality of non-compliance. Whilst fluctuations are typically seen, Covid-19 might also be considered a contributory factor. The impact of the disruptions caused by the various lockdowns may have affected each location differently at different periods.

Since the previous report the FSA have re-categorised the offence location of poultry trappings, which has significantly contributed to the shift in proportions of farm and transport non-compliances (see figure 14)

Figure 3 summarises the number of non-compliances by severity (levels 3, 4) and location (transport, on farm, slaughterhouse) for the last 3 financial years. Compared with other locations, slaughterhouse non-compliances are more evenly split between major and critical cases.

**Figure 3: Table showing the number of non-compliances by financial years**

**All animal welfare non-compliances: April 2019 to March 2020**

2019	Severity	Transport	On farm	Slaughterhouse
Major	Level 3	33	73	271
Critical	Level 4	3612	1837	209

2019	Severity	Transport	On farm	Slaughterhouse
Total	-	3645	1910	480

#### All animal welfare non-compliances: April 2020 to March 2021

2020	Severity	Transport	On farm	Slaughterhouse
Major	Level 3	26	17	176
Critical	Level 4	2583	1614	162
Total	-	2609	1631	338

#### All animal welfare non-compliances: April 2021 to March 2022

2021	Severity	Transport	On farm	Slaughterhouse
Major	Level 3	38	10	192
Critical	Level 4	3067	825	180
Total	-	3105	835	372

## Section 2: Slaughterhouse only analysis

Figure 4 illustrates the composition of total non-compliances in FY-2019 to FY-2021 by the different categories of identified non-compliances i.e., Annex II Regs, CCTV related and regular cases. It is important to highlight that Annex II and CCTV regulations were introduced in FY-2019 and as a result total non-compliance increased by 26% compared with FY-2018 levels.

#### Figure 4: Slaughterhouse non-compliances: Breakdown of financial year 2019 to 2021 comparison

The chart illustrates that regular non-compliances have decreased from 332 in FY-2020 to 283 in FY-2021 (a decrease of 12%), and the increase in SOP and CCTV related non-compliances from 14 cases to a combined total of 89 resulting in an overall increase of 10% for FY-2021.

Figure 5 compares total non-compliances between FY-2020 and FY-2021 by quarters. There was an increase in Q3 (19%) and Q4 (30%) of FY-2021 compared with FY-2020. These were mainly due to increased cases in Lairage (51%) and stunning (48%) over the second half of FY-2021.

**Figure 5: Slaughterhouse non-compliances by quarters financial year 2020 versus 2021**

Figures in brackets indicates the proportional change in non-compliance compared with the same quarter in FY-2020.

Figure 6 illustrates non-compliances by locations within the slaughterhouse. Sheep lairage cases account for 14% of all slaughterhouse non-compliances, a decrease of 1%. Followed by movement of poultry (movement within the slaughterhouse) which is 12% of the total in FY-2021, is unchanged from FY-2020. Management related non-compliances (i.e. poorly documented controls) accounted for 9% of all cases in FY-2020, has increased to 12% in FY-2021, and bleeding by 4pts to 15%.



**Figure 6: Slaughterhouse level 3 and 4 non-compliances by animal species and location financial year 2021**



Figure 7 illustrates the comparative change in the non-compliance numbers for FY-2020 and FY-2021 by process types per animal species. For example, it highlights increased numbers in bleeding, management and stunning of cattle, also lairage of pigs.

**Figure 7: Slaughterhouse non-compliance by animal species financial year 2020 to 2021**




Figure 8 shows slaughterhouse non-compliances split by severity over the past four years. The chart highlights an upward trend in level 3 cases and a decreasing trend in level 4 cases in FY-2021. Overall level 4 cases have increased by 11% and level 3 by 9% over FY-2020. The increase in total cases in Q4 of FY-2021 results from an increase in level 3 cases since Q2.

## **Figure 8: Slaughterhouse non-compliances financial year 2018 to 2021**

Levels of Non- Compliance severity:

- Level 3 (MAJOR non-compliance) – Potential risk to welfare.
- Level 4 (CRITICAL non-compliance) – Poses a serious and imminent risk to animal welfare.

Figure 9 illustrates the increase in numbers of non-compliances across all animal species in FY-2021 in comparison with FY-2020. Cases involving cattle have increased by 34% (74 to 99), pigs by 38% (34 to 47), poultry by 4% (118 to 123) and sheep by 6% (97 to 103). Cattle account for 27% of total non-compliances, pigs (13%), poultry (33%) and sheep (28%).

**Figure 9: Slaughterhouse comparison of level 3 and 4 non-compliances by animal species for financial year 2019 to 2021**

\*figures in brackets represent proportion of financial year 2021 total.

Figure 10. shows the split by severity of cases for each of the slaughterhouse locations. Lairage (66) and stunning (45) have the highest levels of major (level 3) cases followed by movement (32) and management (31). For critical (level 4) non-compliance cases, Lairage (50), movement (51) and bleeding (42) are the main sources in FY-2021.

**Figure 10: Slaughterhouse Level 3 and non-compliances by severity and location, financial year 2021**

\*figures in brackets represent proportion of financial year 2021 total.

Figure 11 illustrates the changes in non-compliances between FY-2020 and FY-2021. Highlights increases in bleeding, management, and movement compared with FY-2021.

**Figure 11: Slaughterhouse Change in total non-compliances by location financial year 2020 to 2021**

\*Other includes some non-compliances that are recorded in multi-species plants for deficiencies that affect all other animal species, that the FBO processes for example structural deficiencies or deficiencies in the CCTV system.

Figure 12 also highlights the increases in non-compliances across all the identifiable animal species in FY-2021, with cattle experiencing the highest increase of 25, pigs (13), poultry (5) and sheep (6). Most of these are management related non-compliances, such as those arising at the introduction of 'Annex II' regulations, which have reduced significantly between FY-2019 and FY-2020. There were no records of 'other' species in FY-2021 hence a decrease of 15 from FY-2020.

**Figure 12: Slaughterhouse change in total non-compliances by animal species financial year 2020 to 2021.**

### **Section 3: Analysis of transport and on farm non-compliances**

Figure 13 illustrates changes in the number of on-farm and transport related non-compliances for FY-2020 and FY-2021. The significant changes in both locations are in relation to poultry. On-farm has seen a very significant decrease in poultry cases of non-compliance (from 1125 to 226), and transport recorded increased poultry cases of 1394 from 801 reported in FY-2020.

**Figure 13: Transport and on farm non-compliance by animal species financial year 2020 to 2021**




Figure 14 highlights the major sources of transport non-compliances in FY-2021 and compares with their previous levels. It shows that the increase in poultry related transport cases is due to the trapping of birds (more than 3 times in number for FY-2020), which is due to re-categorising the offence location of poultry trappings from on-farm to transport in FY-2021.

Figure 15 highlights the major sources of On-farm non-compliances in FY-2021 and compares with their previous levels. Except for bruising (-3%) and pododermatitis (-28%) that experienced declines, other sources saw an increase in cases.

**Figure 14: Major causes of transport non-compliances financial year 2021 comparison**

Description of non-compliance causes	2020	2021	Increase/decrease
Dead on arrival (DOA)	1508	1470	-3%
Trapping	316	1002	217%
Late stages of pregnancy	440	332	-25%

**Figure 15: Major causes of on farm non-compliances financial year 2021 comparison**

Description of non-compliance causes	2020	2021	Increase/decrease
Bruising	77	75	-3%
Pododermatitis	104	75	-28%
Open wounds	47	68	45%
Lameness score of 3	39	51	31%
Prolapse	27	50	85%
Lameness score of 4	23	44	91%
Lameness score of 5	16	33	106%
Lameness score of 2	16	32	100%

[Back to top](#)