

Displaying your food hygiene rating on social media

This guidance sets out how to benefit from your food hygiene rating by displaying it prominently for your customers on social media.

Many food businesses use social media to promote their products and take online orders.

When applying the guiding principles of 'readily seen, easily read prior to the point of order' (for example, in a conspicuous place which is easily seen by a potential customer), you should treat your social media business pages as the main point of sale for your customer.

As with a physical premises, we recommend that you display your rating across all social media channels you have a presence on, including where orders can be placed via messaging service.

There are many different options for online display across social media. Below we provide recommendations for how you can display your rating across different social media platforms.

The images on this page are for illustrative purposes only.

Facebook - displaying your food hygiene rating

Some businesses may take orders by direct message on Facebook or through Facebook Marketplace.

When selling food through Facebook, you should ensure:

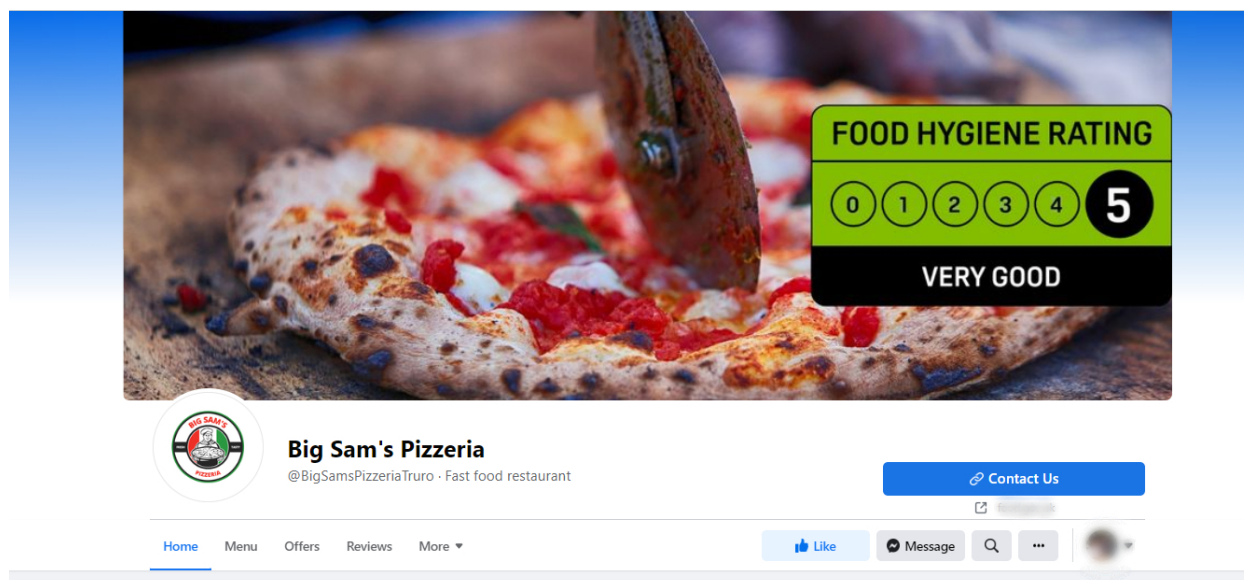
- a permanent, fixed display of your rating on your profile that can be seen by a customer when they visit your page
- adequate sizing of the rating so that it can be easily read and is not significantly reduced in size when accessing via a mobile device

This can be achieved through displaying your rating as part of your Facebook profile's cover image, as a pinned Facebook post or in the Facebook Marketplace listing.

Facebook cover image

You can prominently display your rating by embedding the relevant rating image in your profile cover image. This should be added to the right hand side of the cover image so that it does not conflict with your profile image.

The rating can be easily embedded on your cover image by using free online image editing tools such as [PIXLR](#) or [Canva](#).



Pinned Facebook post

You can upload your rating as an individual post as long as it is [pinned to your profile](#) so that it appears prominently at the top of your page.

Failure to pin the post will mean that future posts will send the rating further down your page feed and make it difficult for customers to find your rating. This would not meet the FHRS display guiding principles.

By adding a pinned post you can provide a permanent place for your rating on your profile and provide any additional context in the accompanying text.

The screenshot shows the Facebook profile of 'Big Sam's Pizzeria'. The profile picture is a circular logo with a pizza and the text 'BIG SAM'S PIZZERIA'. The cover photo is a banner image. The page name is 'Big Sam's Pizzeria' with the handle '@BigSamsPizzeriaTruro' and the description 'Fast food restaurant'. A blue 'Contact Us' button is visible. Below the header, there are navigation tabs: Home, Menu, Offers, Reviews, and More. A 'Like' button and a 'Message' button are also present. The 'About' section on the left states 'Serving hot slices of 'za to you, the good people of Truro.' and shows 'Send message' and 'Fast food restaurant' options. The 'Photos' section displays a collage of images, including a Food Hygiene Rating of 5 (VERY GOOD) and a large blue letter 'B'. The 'Page transparency' section mentions Facebook's information to help understand the purpose of a Page. The main content area features a 'PINNED POST' from 'Big Sam's Pizzeria' dated '1m' ago, announcing a Food Hygiene Rating of 5 (FIVE!) and showing a large green and black rating graphic with the number 5 and the text 'VERY GOOD'. The post has 'Like', 'Comment', and 'Share' buttons.


Facebook Marketplace

Some food businesses and individual users sell food directly through Facebook Marketplace.

To display a rating on Facebook Marketplace, you should include your rating image in each listing post and accompanying text.

This can be done by adding the rating as an overlay to the first image in the listing, or by including an image of the full rating in the carousel.

The rating image can be easily added to a listing image using free online image editing tools such as [PIXLR](#) or [Canva](#).



Pizza

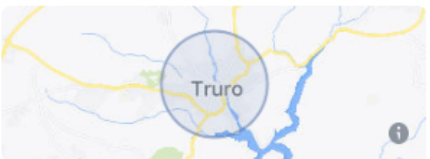
£5

Listed a few seconds ago in Truro

Details

Condition New

Built your own pizza.
 Margherita = £5
 Toppings 50p



Truro
 Location is approximate

Seller information Seller details

Instagram – displaying your food hygiene rating

On Instagram, there should be a prominent fixed display of your rating on your profile.

Visual display can be supported by including a written description of your FHRs rating in your account biography, but text should not be seen as an alternative to using an image of your rating.

Like Facebook, you can also [pin a post to the top of your Instagram profile](#).

If you don't pin the post, any future posts will push your rating further down your page feed. This would make it difficult for customers to find your rating and would not meet the FHRs display guiding principles.

By adding a pinned post, you can provide a permanent place for your rating on your Instagram profile.

X/Twitter – displaying your food hygiene rating

When applying the guiding principles to your business's X/Twitter profile page, there should be:

- a permanent, fixed display of your rating on your profile
- adequate sizing of the rating so that it can be easily read and is not significantly reduced in size when accessing via a mobile device

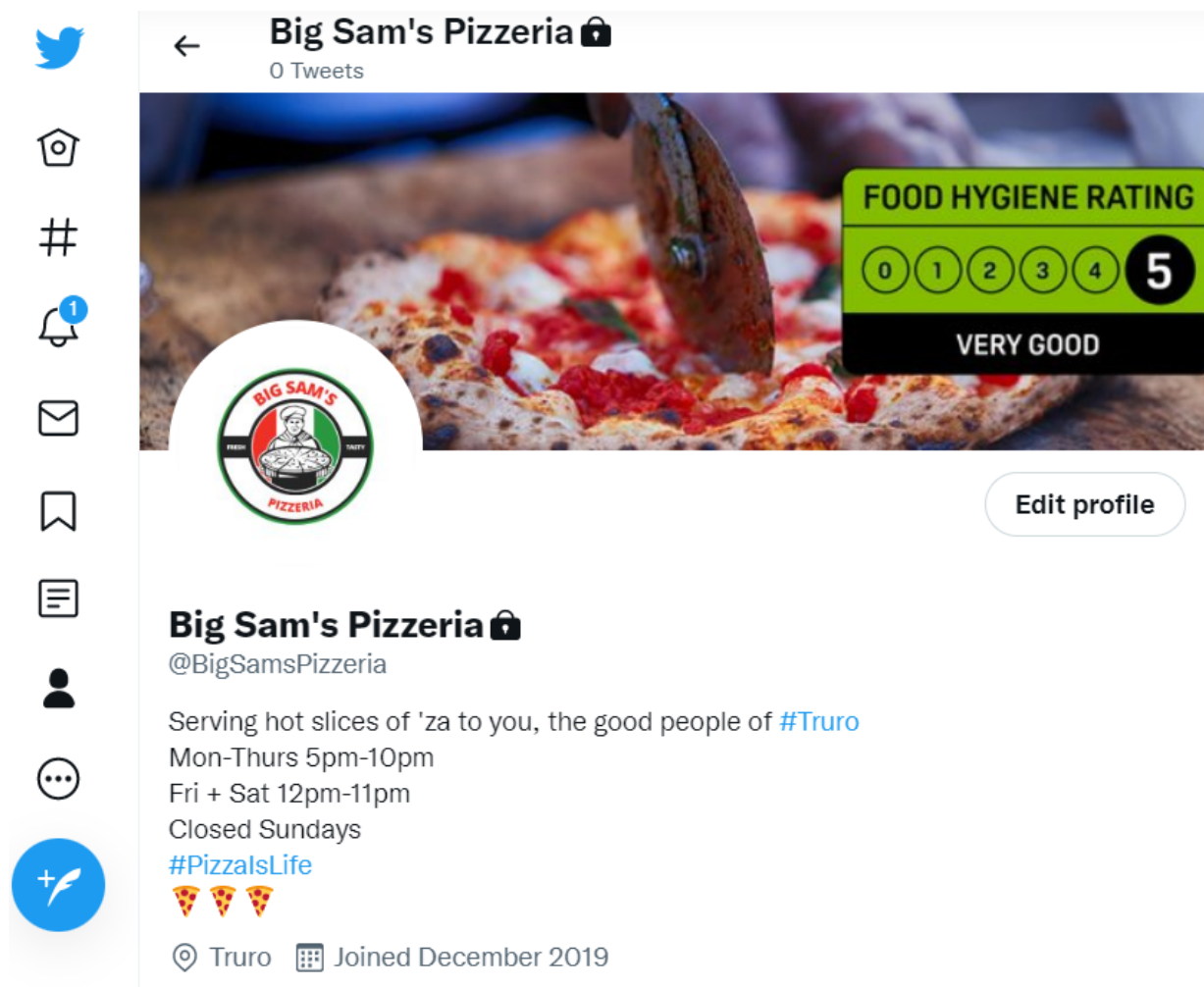
This can be achieved through displaying your rating as part of your profile's header image or as a pinned post.

X/Twitter header image

You can prominently display your rating by embedding it in your profile header photo. This should be added to the right-hand side of the header photo so that it does not conflict with your profile photo.

Choosing suitable photos to embed the rating in can enhance your promotional activity and make it clear for customers when they access your page.

The rating image can be easily added using free online image editing tools such as [PIXLR](#) or [Canva](#).



Pinned post on X/Twitter

You can add your rating as an individual post, but this should be [pinned to your profile](#) so that it appears prominently at the top of your page.

Failure to pin the post will mean that future posts will send the rating further down your feed and make it difficult for customers to find your rating. This would not meet the FHRs display guiding principles.

By adding a pinned post you can provide a permanent place for your rating on your profile and provide any additional context in the accompanying text.





Big Sam's Pizzeria

1 Tweet

Tweets

Tweets & replies

Media

Likes

**Pinned Tweet**

**Big Sam's Pizzeria** @BigSamsPizzeria · 3m

...

We're over the moon to tell you we have been awarded a Food Hygiene Rating of 5 (FIVE!) this evening!
🍕🍕🍕🍕🍕
[#Truro](#) [#Pizza](#) [#PizzalsLife](#)







FOOD HYGIENE RATING

0 1 2 3 4 **5**

VERY GOOD

ALT