

Animal Welfare non-compliances for Q4 2017/18

These slides are set out by species and show numbers of welfare non compliances in each area of the slaughterhouse (Unloading, Lairage, Movement & Restraint, Stunning, Bleeding) and include a separate section for Management Responsibilities. Management Responsibilities cover areas the business operator is responsible for such as keeping up-to-date Standard Operating Procedures. The slaughterhouse layout is for illustrative purposes only and is not intended to reflect all methods/legal requirements of slaughter (for example gas stunning of pigs is not shown).

Some establishments carry out both stun and non stun slaughter processes. Where the method of slaughter is predominantly one or the other, these establishments have been assigned to that predominant category. Where the method is split equally, these establishments are classified as combined.

Some poultry establishments carry out stunning via the water bath method using electrical currents which do not fall within legislative parameters laid down in EC 1099/2009 Annex I. These methods are shown by research not to be effective stunning and may result in electro immobilisation of the birds. As it is not possible for an Official Veterinarian to determine if the bird is effectively stunned or simply immobilised this method is classed as non-stun slaughter.

The data also shows numbers of non-compliant premises, numbers of affected animals and types of enforcement actions taken.

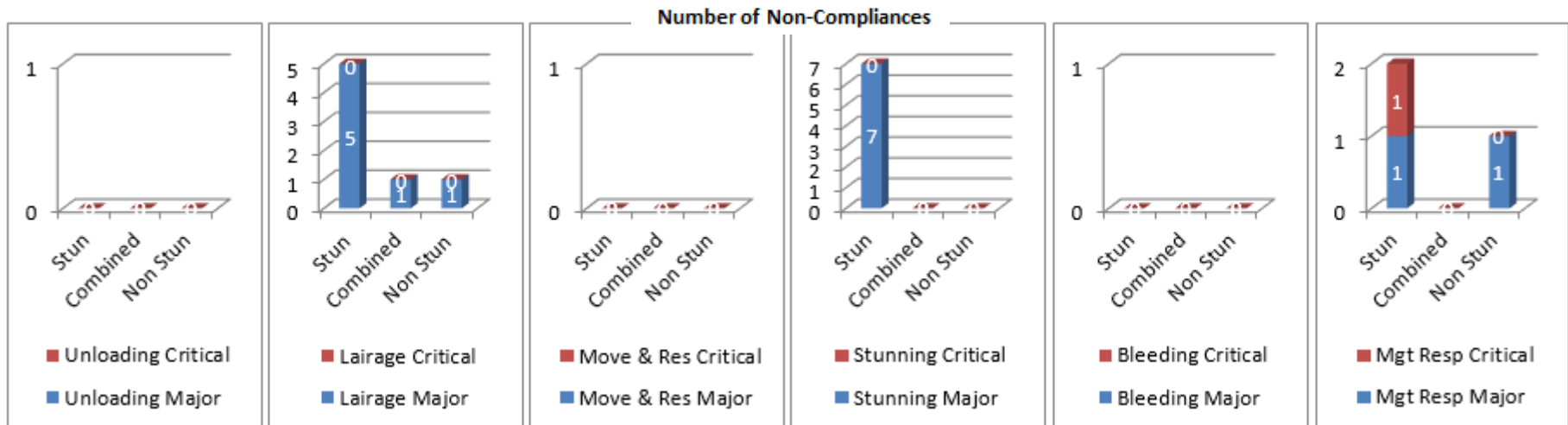
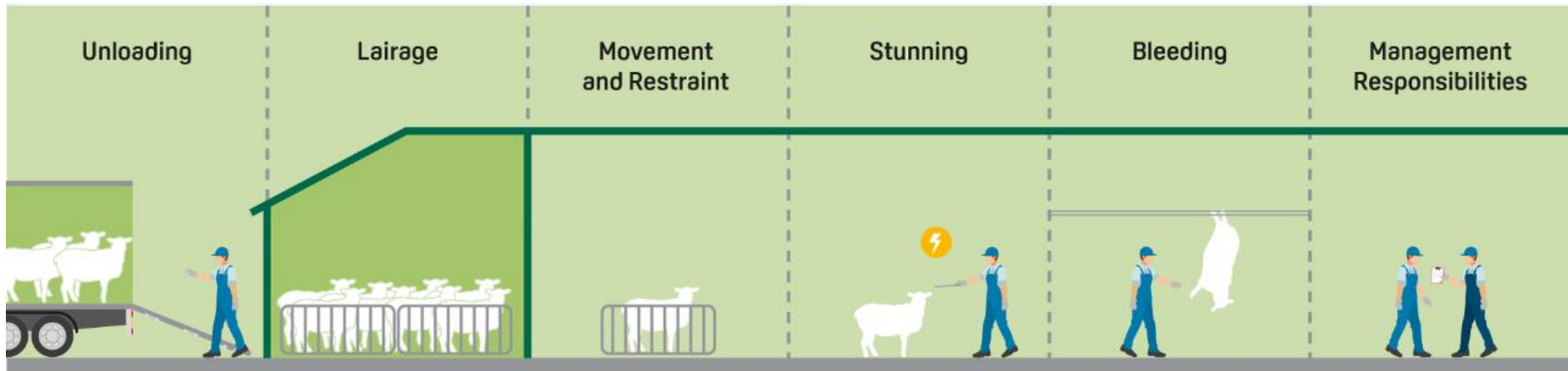
Animal Welfare Non Compliances – Sheep and Goats – Q4 2017/18

	Q4	Stun	Combined	Non Stun
Total Plants	166	154	2	10
Throughput	3163994	2283450	160734	719810
No of NC Plants	14	11	1	2
Total NC	17	14	1	2
No of Affected Animals	247	98	119	30

Where the method of operation is predominantly stun or non-stun these plants have been allocated to the corresponding category. Where the method of operation is equally split between stun and non-stun these plants are classified as combined.

Enforcement Action	Stun	Combined	Non Stun
Verbal	9	1	1
Written	4	0	1
WEN	2	0	0
Referred For Investigation	1	0	0

A single welfare non-compliance may require multiple enforcement actions



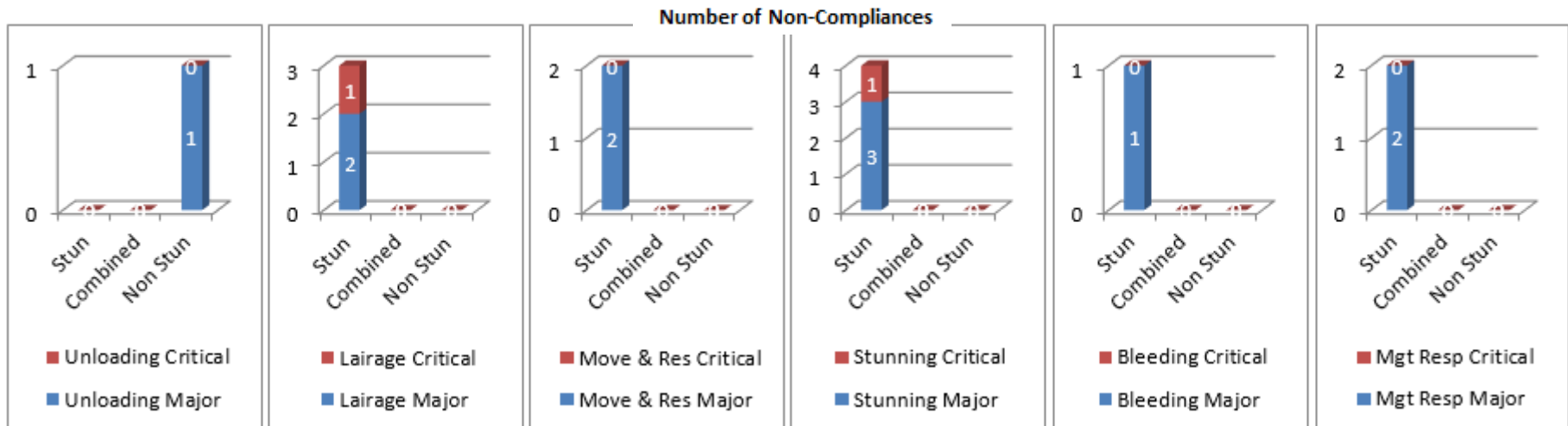
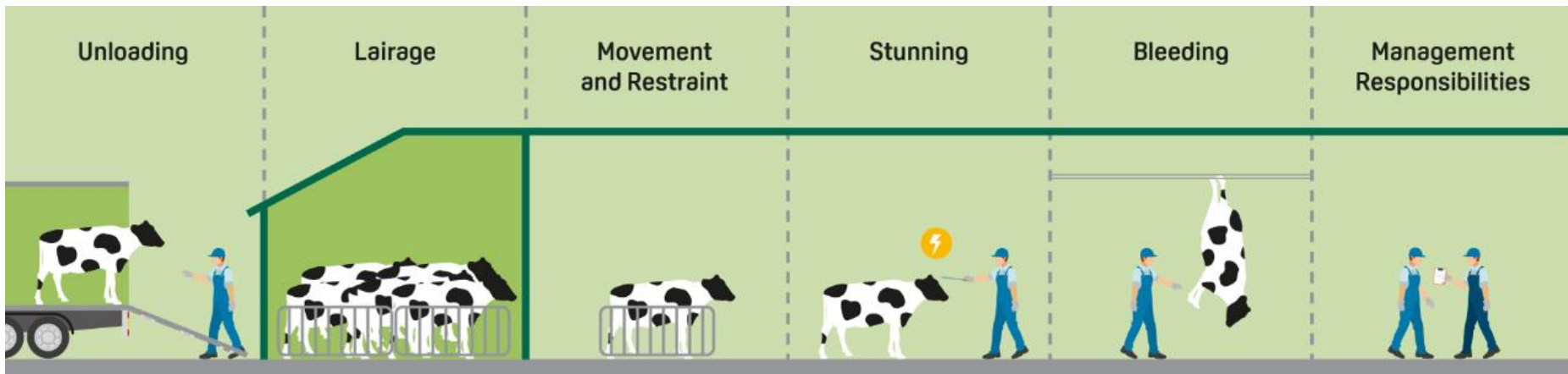
Animal Welfare Non Compliances – Cattle – Q4 2017/18

	Q4	Stun	Combined	Non Stun
Total Plants	162	158	2	2
Throughput	441533	434934	1542	5057
No of NC Plants	10	9	0	1
Total NC	13	12	0	1
No of Affected Animals	37	36	0	1

Where the method of operation is predominantly stun or non-stun these plants have been allocated to the corresponding category. Where the method of operation is equally split between stun and non-stun these plants are classified as combined.

Enforcement Action	Stun	Combined	Non Stun
Verbal	6	0	0
Written	6	0	1
WEN	1	0	0
Referred For Investigation	0	0	0

A single welfare non-compliance may require multiple enforcement actions

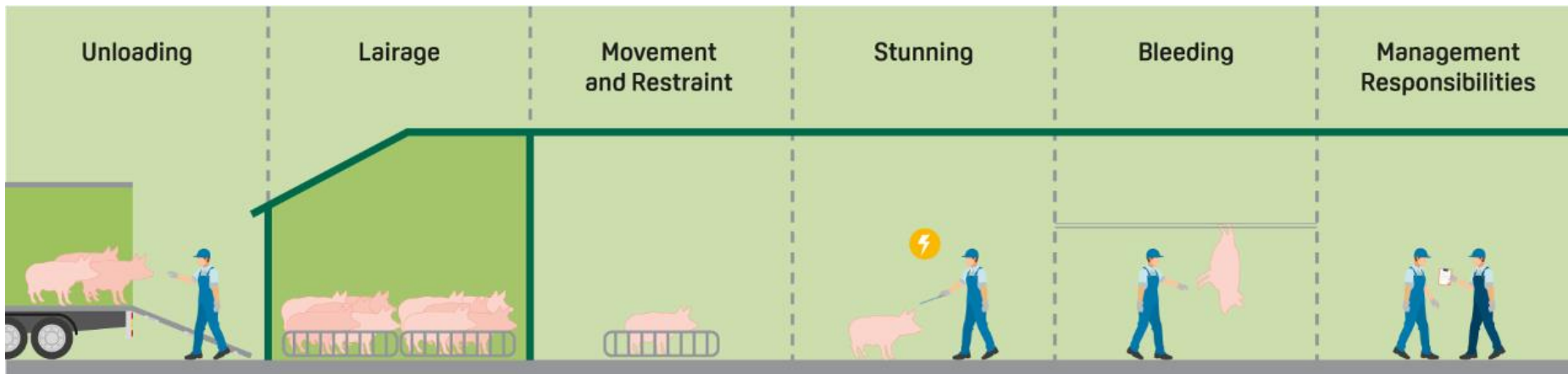


Animal Welfare Non Compliances – Pigs – Q4 2017/18

	Q4
Total Plants	120
Throughput	2163129
No of NC Plants	6
Total NC	10
No of Affected Animals	78

Enforcement Action	
	Q4
Verbal	7
Written	3
WEN	0
Referred For Investigation	1

A single welfare non-compliance may require multiple enforcement actions



Number of Non-Compliances

