

Manual for Official Controls: Amendment 109

Chapter 2.5 Animal Identification

Sections

1. Legislation	2
2. Animal Identification	4
3. FBO Responsibility	50
4. FSA Role	58
5. Enforcement	89
6. Annexes	93

1. Legislation

1.1 European regulations

1.2 Domestic regulations

1.1 European regulations

1.1.1 Regulation (EC) 178/2002

Article 18 of (EC) 178/2002 requires that FBOs must have systems and procedures in place to ensure that the traceability of food and food-producing animals can be established at all stages of production, processing and distribution.

The FBO must be able to:

- identify any person from whom they have been supplied with a food-producing animal
- identify the other businesses to which their products have been supplied
- make this information available to the Competent Authorities on demand

1.1.2 Regulation (EC) 853/2004

The EU Regulations require the FBO to ensure that animals or, where appropriate, each batch of animals sent for slaughter is identified so that their origin can be traced.

Reference: (EC) 853/2004, Annexe III, Section I, Chapter IV, Article 3.

1.1.3 Regulation (EU) 2019/627

During the exercise of official controls, the OV is to verify compliance with the FBOs duty pursuant to (EC) 853/2004 to ensure that animals accepted for slaughter for human consumption are properly identified.

The OV is to ensure that animals whose identity is not ascertainable are killed separately and declared unfit for human consumption.

Whenever the OV considers it necessary, official controls are to be carried out on the holding of provenance.

Reference: (EU) 2019/627 Article 43(1).

1.2 Domestic regulations

1.2.1 Domestic legislation

Staff should note that not all of the relevant legislation has been included in Volume 2 of the MOC.

Additional domestic legislation, detailing requirements for animal identification and movement, is available on the Defra website or via the National Archives website as detailed below. This may be of use for reference or to determine if an offence has been committed requiring referral to a Local Authority for enforcement.

Note: There are variations in the legislation applicable in England and Wales and OVs must ensure that they are aware of the legislative requirements applicable in the establishment concerned.

Reference: www.gov.uk/defra or www.legislation.gov.uk

2. Animal Identification

- 2.1 Introduction
- 2.2 Cattle ear tag requirements
- 2.3 Ear tags in imported cattle
- 2.4 Country codes
- 2.5 Cattle passport requirements
- 2.6 Examples of cattle identification documents
- 2.7 Cattle age requirements
- 2.8 Sheep and goats
- 2.9 Identification requirements
- 2.10 Identification requirements under SAGRIMO
- 2.11 Pigs
- 2.12 Deer
- 2.13 Horse identification requirements

2.1 Introduction

2.1.1 Cattle identification regulations 2015 (CIR)

The Cattle Identification Regulations 2015 (CIR) (as amended) and the Cattle Identification (Wales) Regulations 2007 (as amended) enforce the requirements of European legislation for identification and registration of bovine animals. Predominantly, this is Regulation (EC) 1760/2000.

CIR provide powers to the competent authorities and detail requirements on keepers with respect to:

- notification of holdings
- ear tags
- registration of cattle

- cattle passports
- notification of movements or death
- record keeping

2.1.2 Definition: Keeper

The keeper is the person responsible for the animals whether on a permanent or temporary basis. It includes slaughterhouse operators, market operators and transporters in some contexts.

2.1.3 Enforcement

The LA Trading Standards staff are the primary enforcement officers for CIR, with a role to advise, educate and enforce the requirements of the Regulations.

2.2 Cattle ear tag requirements

2.2.1 Ear tags: GB cattle

All cattle born and imported into GB must be tagged in at least one ear. Cattle born from 1 January 1998 should have a tag in each ear. There are requirements in CIR 2007 that detail the time periods within which keepers must apply ear tags to cattle and replace lost tags.

Cattle must be tagged properly to be moved.

Reference: CIR 2007, Schedule 1.

2.2.2 Single tagging

Cattle born between 1 April 1995 and 31 December 1997 must be identified with at least one ear tag.

2.2.3 Double tagging

Cattle born from 1 January 1998 must be identified with an approved ear tag in each ear, which show the same official identity.

Manual for Official Controls | Amendment 109

One of these ear tags is considered the primary ear tag and the other, the secondary ear tag.

If the ear tag is made from two pieces, both sides must be printed and bear the Crown logo.

2.2.4 Primary ear tag

The main ear tag, known in GB as the primary ear tag, is a distance readable yellow plastic two-piece ear tag which requires specific information.

2.2.5 Information required on primary tag

Crown logo, followed by the letters 'UK' and the animal's unique number, which will consist of a six digit all numeric herd mark followed by a six-digit unique animal code. The first digit of the animal code is a check digit to allow officials to check the code is correct, for example, UK 230011 200123.

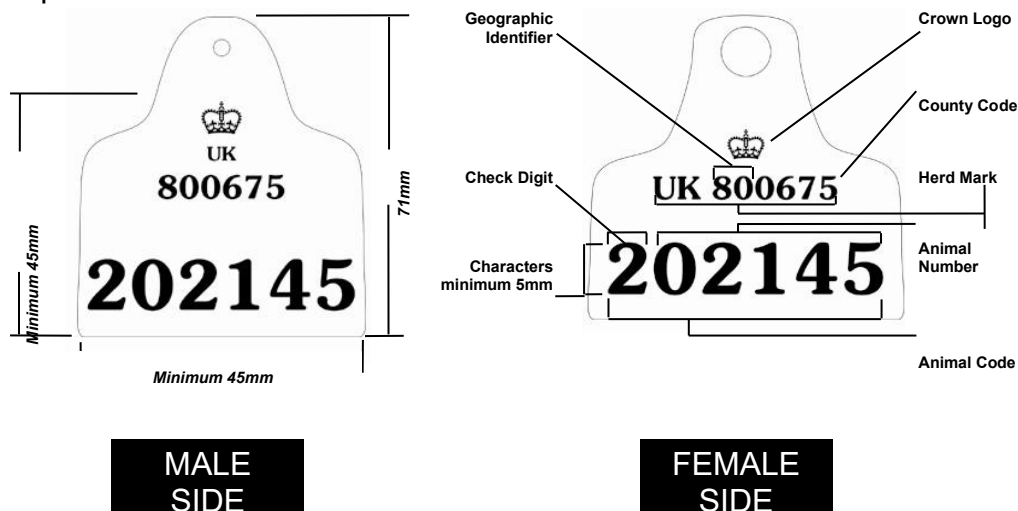
Note: This information will always be printed not hand written.

Note: Crown logo on ear tags became a requirement on 1 January 1998.

2.2.6 Primary tag: option 1

There are two options for the primary ear tag.

Option 1



Manual for Official Controls | Amendment 109

2.2.7 Primary tag: option 2

Option 2 is recommended for small-eared breeds (for example, Channel Island breeds, Dexter breeds) and meets the minimum size requirements for the primary ear tag.

Option 2



MALE
SIDE



FEMALE
SIDE

2.2.8 Secondary ear tag

This ear tag can be the same design as the main ear tag or an approved alternative in a different colour. It should be placed in the other ear to the primary tag, unless an ear is damaged, when they can be fitted to the same ear.

Management information concerning the animal may be added to the lower part of the ear tag.

2.2.9 Information required on secondary tag

Crown logo, followed by the letters 'UK' and the animal's unique number, which will consist of a six digit all numeric herd mark followed by a six-digit unique animal code. The first digit of the animal code is a check digit to allow officials to check the code is correct UK 230011 200123.

Note: This information will always be printed not hand written.

Note: The secondary tag can also contain management information which can be printed or hand written.

Manual for Official Controls | Amendment 109

2.2.10 Secondary tag: option 1

Examples of second ear tags are as follows:



**MALE
SIDE**



**FEMALE
SIDE**

2.2.11 Secondary tag: option 2

This is a small plastic two-piece ear tag, which may be any colour.



**MALE
SIDE**




**FEMALE
SIDE**

Manual for Official Controls | Amendment 109

2.2.12 Secondary tag: option 3

The button ear tag is a round two-piece plastic button design, which may be any colour.



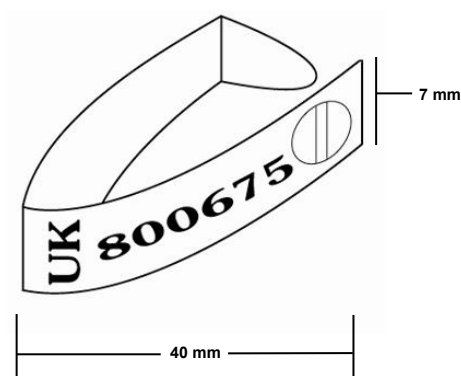
2.2.13 Secondary tag: option 4

The metal ear tag is a one-piece design.

Flat view



Three-Dimensional View



Manual for Official Controls | Amendment 109

2.2.14 Ear tag requirements

The following table shows the cattle identification requirements in force at various dates of birth.

Date of birth	Tagging requirements	Example of format
15 October 1990 to 1 April 1995	Single ear tag or tattoo	A1234 123 B654 3210 D123 123C
1 April 1995 to 31 December 1997	One ear tag in right ear with unique alpha-numeric identity including UK prefix	UKAB 1234 56789 UK A 1234 56789

Presentation for slaughter / slaughter of cattle born in, or imported into, the UK before 1 August 1996 for human consumption is prohibited		
1 January 1998 to 31 December 1999	Double tagging with same alpha-numeric identity including UK prefix in each ear, for lifetime of the animal	UKAB 1234 56789 UK A 1234 56789
1 January 2000 to 30 June 2000	Double tagging with same alpha-numeric or numeric identity including UK prefix in each ear, for lifetime of the animal	UKAB 1234 56789 UK A 1234 56789 UK 666666500046
1 July 2000 to present	Double tagging, with same numeric identity including UK prefix in each ear, for lifetime of the animal	UK 666666500046

2.2.15 Unacceptable official identification

The following other forms of identification cannot be accepted as official identification:

- hand written tags
- tattoos
- printed tags without a country code
- tags where the code appears to have been amended or tampered with (except the addition of management information to secondary ear tags)
- tags with missing information, for example, one missing one number
- unreadable ear tags

2.3 Ear tags in imported cattle

2.3.1 Ear tags: EU cattle

Cattle imported from EU member states and presented for slaughter for human consumption must be identified with a printed ear tag in each ear which shows the same official identity (double tagged) bearing:

- the country logo
- the country code
- an official identity of not more than 12 digits (which identifies the holding of origin and the animal)

This will also apply if cattle have been imported to an EU member state from a third country for onward trade with the UK. They should have been tagged with the importing member state's tags.

Note: If there is any doubt regarding the validity of tags, further advice should be sought from your FVC.

Reference: See topic 2.4 on 'List of country codes' in this section for additional information.

2.3.2 Ear tags: third country cattle

Cattle imported from third countries which go direct to slaughter (within 15 days of arriving in the UK) are identified in accordance with third country rules. They must be accompanied by a veterinary certificate. They will have ear tags and national administrative documents of the country of origin.

Otherwise cattle must be re-tagged within 20 days of passing the veterinary checks and the farmer must apply for a passport within 15 days of arriving.

Re: CIR 2007, Schedule 1, Paragraph 9

Note: Cattle imported from third countries will have UK or other EU Member State's tags, and the date of import will be shown on the passport. This is the only place where the origin of the animal can be identified, so it is important to examine every passport that is checked, as the origin of the animal may have important consequences for BSE controls.

2.3.3 Ear tags: Northern Ireland cattle

Cattle imported from Northern Ireland and presented for slaughter for human consumption must be identified with a printed ear tag in each ear showing the same official identity (double tagging) bearing:

- unique NI logo (pictured)
- UK prefix
- official identity of 12 digits



Unique Northern Ireland
logo replaces England and
Wales crown logo

Note: All cattle imported into GB from NI must be registered with British cattle movement service (BCMS) (unless slaughtered within 15 days of arrival into GB). They must only be moved to an approved slaughterhouse if accompanied by a cattle passport issued by BCMS. Single tagged cattle must be retagged within 15 days of arrival into GB.

Reference: CIR 2007 Schedule 1 paragraphs 8 and 11
EC 1760/2000 article 4 (1)

2.4 Country codes

2.4.1 Europe

The table below lists the codes for each EU member state:

Country	Code	Country	Code
Austria	AT	Latvia	LV
Belgium	BE	Lithuania	LT
Bulgaria	BG	Luxembourg	LU
Cyprus	CY	Malta	MT
Czechia	CZ	Netherlands	NL
Denmark	DK	Poland	PL
Estonia	EE	Portugal	PT
Finland	FI	Romania	RO
France	FR	Spain	ES
Germany	DE	Sweden	SE
Greece	EL	Slovakia	SK
Hungary	HU	Slovenia	SI
Ireland	IE	Italy	IT

Note: Cattle imported from the Channel Islands and Isle of Man have UK ear tags with different logos.

2.4.2 Third countries

Codes for countries outside the EU are contained in the [ISO 3166 online browsing platform](#).

2.5 Cattle passport requirements

2.5.1 Overview

All cattle born or imported into GB from an EU or third country since 1 July 1996 must be registered with BCMS (unless slaughtered within 15 days of arrival into the UK.) They must only be moved to an approved slaughterhouse if accompanied by a cattle passport issued by BCMS.

2.5.2 Passport types

There are five types of official cattle identification documents for cattle in GB.

The table below shows the type of passport or other identification document issued, dependant on the date of birth or import.

Note: Imported cattle must be accompanied by official documentation.

Reference: See sub-topics 2.5.7 and 2.5.8 in this section for additional information.

Date of birth / import	Document
Before 1 July 1996	<ul style="list-style-type: none">• Certificate of cattle tracing system (CTS) registration with movement cards (COR or form CHR3), or• CPP13 if the original identification document was replaced between 9 October 2000 and 31 July 2011, or• CPP52 if the original identification document is replaced after 1 August 2011
1 July 1996 to 28 September 1998	<ul style="list-style-type: none">• old-style (blue and green A4) cattle passport (CPP1), and• certificate of CTS registration with movement cards (COR or form CHR3), or• CPP13 if the original passport was replaced between 9 October 2000 and 31 July 2011, or

Manual for Official Controls | Amendment 109

	<ul style="list-style-type: none"> • CPP52 if the original passport is replaced after 1 August 2011
28 September 1998 to 31 July 2011	<ul style="list-style-type: none"> • chequebook-style passport with movement cards (CPP13) <p>Note: Unless imported less than 15 days previously, cattle (including calves) can only be accepted for slaughter if they have a full passport</p>
From 1 August 2011	<ul style="list-style-type: none"> • single A4 sheet (CPP52) <p>Note: Movement cards will not be supplied with this type of passport. Keepers must notify cattle movements using CTS Online or via a self-service telephone line.</p> <p>Note: Unless imported less than 15 days previously, cattle (including calves) can only be accepted for slaughter if they have a full passport.</p>
For cattle refused a cattle passport	<ul style="list-style-type: none"> • notice of registration (CPP35) <p>Note: such cattle are not eligible for slaughter for human consumption.</p>

Note: Presentation for slaughter / slaughter of cattle born, or imported into, the UK before 1 August 1996 for human consumption is prohibited

2.5.3 Passport details

From 1 August 2011, the GB passport is the CPP52 single A4 sheet, which shows the following information:

- animal details: date of birth, sex, breed or colour of coat
- official identification number as printed on the ear tag
- identity of genetic or surrogate dam
- holding of birth
- date the passport was issued and reissued
- movement summary: identity of locations and dates of change since the passport was issued

Reference: (EC) 1760/2000 Article 6 (1)

2.5.4 Valid passport

A valid passport has:

- all registration details complete
- an ear tag number matching the ear tags on the animal
- address details of the most recent holdings the animal has moved through, up to a maximum of 6 holdings (the full history will be available via CTS)
- entries which have been signed and dated by each keeper of the animal
- no sign of having been tampered with or amended in any way
- a heat-sensitive diamond shape which will fade when held between finger and thumb (security feature in the bottom right-hand corner)

In all cases, the original documents must be presented with the animal.

Photocopies of documents are not acceptable.

Exception: It is acceptable to slaughter an animal on welfare grounds without valid documentation. However, the carcass must not be health marked until receipt of the correct original valid passport.

2.5.5 Valid NI passport

There are no passports in NI. Every animal is recorded on a central database, the Animal and Public Health Information System (APHIS). Normally a print-out of the database containing the animal's information, movement history and statuses of this particular animal as held on the APHIS database is produced instead of a passport.

Animals are moved within NI on what are called: 'owners' declarations'. These can be either hand-written or electronic based on the level of IT knowledge and application at the holding. However, when animals are moved 'outside' NI (and the APHIS system) the print-out will accompany the animal. This information has been produced directly from APHIS for the purpose of moving the animal into GB.

All the information is entered on to the APHIS system at the different stages of the animals' life time and this is centrally stored for access at any stage (only through secure access profiles). APHIS also holds all testing information, ante mortem inspection and post mortem inspection results (when the animal is slaughtered in NI).

Cattle born in NI before September 2008 may have ear tags mismatching against the owners declaration / APHIS print out. This is due to zeros being added to the passport number to ensure that it has 14 characters.

Manual for Official Controls | Amendment 109

.....

This means that ear tags and passport numbers may not match as the ear tags will still show the 'old number' of less than 14 characters while the document shows the 14 characters with zeros included on the herd number and individual number.

2.5.6 Passport: stamped 'not for human consumption'

There may be circumstances, for example, when cattle have been fed mammalian protein, when a decision is made to prevent certain cattle from entering the food chain.

The passports of any such animals of all ages will be stamped clearly in blue ink 'Not for human consumption' and the information retained by BCMS in their central records.

If any such animal is presented in a slaughterhouse the OV must notify:

- Regional Veterinary Manager, APHA, Worcester (01905 763355)
- the local APHA office
- LA Trading Standards Department
- BCMS

Under no circumstances may these animals be slaughtered for human consumption and their carcasses must not enter the food chain.

2.5.7 Cattle from EU member states

All cattle imported from another EU Member State or Northern Ireland and sent direct for slaughter must be accompanied by:

- a passport issued by the Member State (an EU passport)
- an export health certificate
- a Permit Authorising Movement of Cattle (MC2L) issued by DAERA (animals from NI only).

Passports issued by EU Member States vary in style.

Example: They can be a computer printout. They may be titled 'Movement Licence' or an equivalent description.

Reference: See sub-topic 2.6.7 on 'Example of a Dutch cattle passport' subsequently presented in this topic for additional information.

Important: Keepers of imported cattle not slaughtered within 15 days of arrival into GB must obtain a passport from BCMS. The country of origin, date of import and import health certificate number is shown on the front of the CPP52 single sheet passport, or on the inside back cover of the CPP13 cheque book style passport.

2.5.8 Cattle from third countries

A GB passport will accompany animals imported since 1 July 1996 from third countries, unless they are presented for slaughter within 15 days of import.

Animals imported direct for slaughter within 15 days of arrival must be accompanied by an export certificate and must be clearly identified.

2.6 Examples of cattle identification documents

2.6.1 CPP-1

This is an old style passport or CPP-1. It was issued from 1 July 1996 until BCMS started issuing cheque book style passports in September 1998.

PART II : Movements

SELLER'S DETAILS		DETAILS OF MARKET		BUYER'S DETAILS	
1	Date of movement	Lot number	Name or official stamp	Date arrived on holding	Full postal address where animal kept
	Signature of seller	CC number		Received by (signature)	
		Date animal traded		County Farm Holding Held in	
	Signature of Market Official		Name of keeper		

SELLER'S DETAILS		DETAILS OF MARKET		BUYER'S DETAILS	
2	Date of movement	Lot number	Name or official stamp	Date arrived on holding	Full postal address where animal kept
	Signature of seller	CC number		Received by (signature)	
		Date animal traded		County Farm Holding Held in	
	Signature of Market Official		Name of keeper		

Fold here

MAFF/WOAD
THE CATTLE PASSPORTS ORDER 1996

Cattle Passport

IMPORTANT: Please keep this document safe - It must accompany the animal when moved. It is an offence to falsify this document in any way.

Ear-tag

PART I

A : Holding details

CPS-B1 Number:

Name and address

B : Animal details

Breed:

Sex: Date of birth:


Dam ID:

Other information

Herd book No: Calf Dam Sire

For official use only




CPP 1 (1996)



Manual for Official Controls | Amendment 109

2.6.2 Certificate of CTS registration (COR)


This is a Certificate of CTS Registration or COR. They were issued to cattle that were born before 1 July 1996 (when passports were introduced) and animals which also have an old-style passport (CPP-1). These animals are not eligible to be slaughtered for human consumption.

Certificate of CTS Registration Tystysgrif Gofrestredig SOG													
<p>British Cattle Movement Service</p> <p>This certificate should accompany the animal when it moves on and off holdings. Rhaid i'r dystysgrif hon lynd gyda'r anifail pan fydd yr anifail yn yrruad neu'n cyrraedd eich dalied.</p>													
Official Animal Identity Rhif Adnabod Swydddogol yr Anifail	 EXAMPLE												
Death notification Hysbysiad Marwolaeth	<p>Holding at death - place holding address label here Dalied at edes at farwolaeth - Rhwyb label cyfeirnod y dalied yma</p>												
Breed Brid	WELSH BLACK												
Date of birth Dyddiad geni	11 11 1111												
Sex Rhyw	FEMALE												
Kill number (where applicable) Rhif ladd (os yw'n gymwys)													
Date of death Dyddiad Marw	<table border="1"><tr><td></td><td></td><td></td><td></td><td></td><td></td></tr><tr><td>D</td><td>D</td><td>M</td><td>M</td><td>Y</td><td>Y</td></tr></table>							D	D	M	M	Y	Y
D	D	M	M	Y	Y								
Signature Llofnod													
CH 3 (5/00)	PR 5553												
BCMS: CURWEN ROAD WORKINGTON CUMBRIA CA14 2DD													
Important notes	Nodiadau pwysig												
<ul style="list-style-type: none">Movements of all cattle should now be notified to BCMS. Use the pre-printed cards attached to notify the movements of this animal. If you need more cards, please send the Certificate to BCMS with a note requesting a new/ replacement Certificate.If the animal has a blue-green passport keep it with this certificate and make sure both documents go with the animal if you sell it.When the animal dies tear off any unused movement cards and destroy them. Report its death by returning the completed Certificate of CTS Registration to BCMS, along with its passport if it has one.	<ul style="list-style-type: none">Beilach, dydd rhai gwybod i'r GSGP am unrhyw symudiadau y bydd y gwartheg yn eu gwneud. Defnyddiwch y cerddiau sydd wedi eu hargraflu yn barod i roi gwybod i ni am symudiadau'r anifail hwn. Os bydd arnoch angen mwy o gardiau, gymwch y dystysgrif hon i'r GSGP ynghyd a nodyn yn golyn am dystysgrif newydd.Os oes gan yr anifail basbort gwyrddlas, cadwch ef gyda'r dystysgrif hon gan sicrhau bod y ddwy ddogfen yn mynd gyda'r anifail os byddwch yn ei werthu.Pan fydd yr anifail yn marw, rhwygwch i fferdd unrhyw gardiau symud sydd heb eu defnyddio a'u dilethu. Rhwch wybod i ni bod yr anifail wedi marw drwy ddychwelyd Tystysgrif Cofrestru'r Cynllun Orllewin Gwartheg (SOG) i GSGP ynghyd â'i basbort os oes un ganddo.												
Official Animal Identity / Rhif Adnabod Swydddogol yr Anifail													
 EXAMPLE													
<p>Holding - place holding address label here Rhif y dalied - Rhwyb label cyfeirnod y dalied yma</p>													
Movement (TICK ONLY ONE box in this section and use BLACK ink) Symudiad (TICIWCH UN BOCS YN UNIG yn yr adran hon gan ddefnyddio linc DU)													
<input type="checkbox"/> ON movement Symudiad CYRRAEDD													
<input type="checkbox"/> OFF movement Symudiad YMADAEL													
<input type="checkbox"/> through a market (MARKET STAFF ONLY) Symudiad drwy'r farchnad (STAFF Y FARCHNAD YN UNIG)													
Date of movement(s) Dyddiad y Symudiad													
<table border="1"><tr><td></td><td></td><td></td><td></td><td></td><td></td></tr><tr><td>D</td><td>D</td><td>M</td><td>M</td><td>Y</td><td>Y</td></tr></table>								D	D	M	M	Y	Y
D	D	M	M	Y	Y								
Signature / Llofnod													
Official Animal Identity / Rhif Adnabod Swydddogol yr Anifail													
 EXAMPLE													
<p>Holding - place holding address label here Rhif y dalied - Rhwyb label cyfeirnod y dalied yma</p>													
Movement (TICK ONLY ONE box in this section and use BLACK ink) Symudiad (TICIWCH UN BOCS YN UNIG yn yr adran hon gan ddefnyddio linc DU)													
<input type="checkbox"/> ON movement Symudiad CYRRAEDD													
<input type="checkbox"/> OFF movement Symudiad YMADAEL													
<input type="checkbox"/> through a market (MARKET STAFF ONLY) Symudiad drwy'r farchnad (STAFF Y FARCHNAD YN UNIG)													
Date of movement(s) Dyddiad y Symudiad													
<table border="1"><tr><td></td><td></td><td></td><td></td><td></td><td></td></tr><tr><td>D</td><td>D</td><td>M</td><td>M</td><td>Y</td><td>Y</td></tr></table>								D	D	M	M	Y	Y
D	D	M	M	Y	Y								
Signature / Llofnod													

Manual for Official Controls | Amendment 109

2.6.3 Notice of registration (CPP35)

This is a Notice of Registration (CPP35) and is issued for animals that have been refused a passport. These animals are not eligible to be slaughtered for human consumption.

 <p>British Cattle Movement Service</p>		<p>British Cattle Movement Service Curwen Road, Workington, Cumbria CA14 2DD</p>									
<h3>Notice of Registration</h3> <p>If you would like a Welsh version of this form please ask us.</p>											
<ul style="list-style-type: none">This animal has been refused a passport.This animal cannot enter the human food chain.It is not eligible for any bovine subsidies, but will count towards the Extensification Payment Scheme (EPS) stocking density.It cannot move alive from your holding, except under a licence we have issued.You will be committing an offence if the animal is moved without a licence, which may result in prosecution.Movements of animals under licence are normally only allowed to a knacker's yard or hunt kennel. To get a licence, please call us five working days before you want to move the animal and provide full details of the animal, the movement date and the destination. The BCMS helpline number is: 0845 050 1234 (or 0845 050 3456 if you speak Welsh).		<p>The following animal has been registered on the Cattle Tracing System Database.</p> <p>UK999999100001</p> <p>■ Animal details</p> <p>Date of birth <input type="text" value="01/07/2003"/></p> <p>Sex <input type="text" value="Male"/></p> <p>Breed <input type="text" value="Belgian Blue"/></p> <p>Genetic dam <input type="text" value="UKAB1231 54321"/></p> <p>■ Holding details</p> <p>Holding number <input type="text" value="12/345/6789"/></p> <p>Keeper's name <input type="text" value="Mr Smith"/></p> <p>Holding address <input type="text" value="Brink Farm
Nowhere Street
Westcott
Nr Dorking
Surrey
RH5 7UU"/></p>									
<p>If the animal is moved to a knacker's yard or hunt kennel under licence, or if it dies on farm, you must fill in the boxes below and return this document to us at the address at the top of this document, within seven days. You must provide the following details.</p> <table><tr><td>Date of death</td><td><input type="text"/></td><td>Place of death (holding number)</td><td><input type="text"/></td></tr><tr><td>Your signature</td><td><input type="text"/></td><td>Date</td><td><input type="text"/></td></tr></table>				Date of death	<input type="text"/>	Place of death (holding number)	<input type="text"/>	Your signature	<input type="text"/>	Date	<input type="text"/>
Date of death	<input type="text"/>	Place of death (holding number)	<input type="text"/>								
Your signature	<input type="text"/>	Date	<input type="text"/>								
<p>CPP 35 (9/03)</p>		<p>PE 8766 Printed on recycled paper containing 100% post consumer waste</p>									

2.6.4 CPP13

This is a chequebook-style passport (CPP13). BCMS issued these for animals born or imported between 28 September 1998 and 31 July 2011. These were also issued when keepers sent their old-style passports (CPP-1) and certificates of registration (COR) for amendment. This means that some cattle born in or imported into the UK before 1 August 1996 may have a cheque-book style passport because the original identification document has been replaced. These cattle with replacement identification documents are not eligible to be slaughtered for human consumption.

Ear tag
Tag clust

SAMPLE

Barcode

Electronic id
Id electronig

Breed / Brid: HOLSTEIN

Sex / Rhyw: FEMALE

Genetic Dam / Mam Enetig: AN EARTAG

Issue / Version: 01 01 1900 / 01

Cyhoeddiad / Fersiwn: 01 01 1900 / 01

Re-issue / Version: 01 01 1900 / 02

Ailgyhoeddiad / Fersiwn: 01 01 1900 / 02

Born / Ganwyd: 01 01 1990

Barcode

British Cattle Movement Service
Gwasanaeth Symud Gwatafys Ffyrdd

SAMPLE
Animal Details
Manylion yr Anifail

Page 1 CPP 13 (3/02) SAMPLE

2.6.5 CPP52

This is a single page passport, A4 size, which has been issued by BCMS since 1 August 2011. All passports issued or re-issued since then will be this new style document. BCMS do not intend to recall any previously issued passports, but if a passport is returned for any reason, for example for correction or for extra pages to be added, then a single page passport will be issued as a replacement.

Cattle movement cards are no longer provided with these passports. Keepers of cattle with this single-sheet type of passport will be required to notify cattle movements using the CTS Online website or via a self-service telephone helpline.

Manual for Official Controls | Amendment 109

Non-bovine imported: front page

Cattle Passport Pasport Gwartheg			Ear tag / Tag clust: UK123456 100001 
Breed / Brid: Aberdeen Angus Sex / Rhyw: Male Born / Ganwyd: 01/08/2011 Genetic Dam / Mam Enedig: UK123456 700001 Sire / Tad: UK987654 200003		Issue date Dyddiad cyhoeddi: 09/08/2011 Version Fersiwn: 1	
Please check the details are correct, if not amend and return to BCMS. Gwiriwch ffordd y manylion yn gywir, ac os naed ydychydig gellwch eu harddaru a'u dychwelyd at GSGP.			
Movement history / Hanes Symud			
Location Lleoliad 01/234/0005	Address Cyfeiriad BCMS, Curwen Road, Workington	Date on Dyddiad cyraedd 01/08/2011	Date off Dyddiad ymadael
To be completed by keeper on receipt of passport / I'w gwblhau gan geidwad ar dderbyn pasport			
Space for other information Gofod ar gyfer unrhyw wybodaeth arall	Place your holding address label here Rhwch label cyfeiriad eich daliad yma	Signature Llofnod	Date of movement OFF holding / Dyddiad YMADAEL a'r daliad Signature Llofnod
Reported electronically tick this box Wedi'i adrodd yn electronig ticiwch y blwch hwn	Place your holding address label here Rhwch label cyfeiriad eich daliad yma	Date of DEATH / Dyddiad y FARWOLAETH Signature Llofnod	Please remember to return the animal's passport to BCMS within seven days of the animal's death Cofiwch ddychwelyd pasport yr anifail i GSGP o fewn saith niwrnod o farwolaeth yr anifail
British Cattle Movement Service Gwasanaeth Symud Gwartheg Prydain Curwen Road, Workington, Cumbria, CA14 2DD General helpline / Cyffredinol: 0845 050 1234 Cymraeg: 0845 050 3456 Email / Cyfeiriad e-bost: bcms-enquiries@bcms.rpa.gsi.gov.uk		Report births, movements and deaths electronically using: Adrodd ar enedigaelthau, symudiadau ac marwolaethau yn electronig gan ddefnyddio: • CTS Online / SOG Ar-lein: www.bcms.gov.uk • CTS self service line: 0845 011 1212 • Llinell Hunan Wasanaeth SOG: 0845 011 1213 • Or using a farm software package / Neu'n defnyddio pecyn nodda'rdd fform	

For TSE use only / At ddefnydd TSE yn unig



Born /Ganwyd
01/08/2011

UK123456 100001

Manual for Official Controls | Amendment 109

Imported bovine: front page

Cattle Passport Pasport Gwartheg		British Cattle Movement Service Gwasanaeth Symud Gwartheg Prydain		Ear tag / Tag clust: UK1234567100007	
Breed / Brid:	Holstein	Country of origin / Mewnforiwyd o:	Switzerland		
Sex / Rhyw:	Female	Date of import / Dyddiad mewnforio:	06/06/2010		
Born / Ganwyd:	04/10/2008	Import health certificate No / Rhif llystysgrif iechyd mewnforio:	CH.2010.0001001		
Genetic Dam / Mam Enedig:	CH122112020101	Previous ear tag / Tag clust blaenorol:	CH122112011001		
Surrogate Dam / Mam Fenthg:	CH222011001002	Issue date	Version		
Sire / Tad:	CH111202003001	Dyddiad cyhoeddi: 15/08/2011	Fersiwn: 2		

Please check the details are correct, if not amend and return to BCMS. Gwiriwch ffordd y manylion yn gywir, os nac naed ydych chi gallwch eu hadllasu a'u dychwelyd at: GSGP.

Movement history / Hanes Symud			
Location Lleoliad	Address Cyfeiriad	Date on Dyddiad cyraedd	Date off Dyddiad ymadael
01/234/0001	Farm One, Sample Street, Sample Town	06/06/2010	15/07/2010
04/234/0004	Farm Four, Sample Street, Sample Town	01/08/2010	14/10/2010
05/234/0005	Farm Five, Sample Street, Sample Town	14/10/2010	29/11/2010
06/234/0006	Farm Six, Sample Street, Sample Town	29/11/2010	02/01/2011
07/234/0007	Farm Seven, Sample Street, Sample Town	02/01/2011	07/04/2011
08/234/0008	Farm Eight, Sample Street, Sample Town	07/04/2011	01/08/2011
09/234/0009	Farm Nine, Sample Street, Sample Town	01/08/2011	

To be completed by keeper on receipt of passport / I'w gwblhau gan geidwad ar dderbyn pasport	
Space for other information Gofod ar gyfer unrhyw wybodaeth arall	<div>Signature Llofnod</div> <div>Date of movement OFF holding / Dyddiad YMADAEL a'r daliad</div> <div>Signature Llofnod</div>
Reported electronically tick this box Wedi'i adrodd yn electronig ticwch y blwch hwn	<div>Signature Llofnod</div> <div>Date of DEATH / Dyddiad y FARWOLAETH</div> <div>Signature Llofnod</div> <div>Please remember to return the animal's passport to BCMS within seven days of the animal's death Cofiwch ddychwelyd pasport yr anifail i GSGP o fewn saith niwrnod o farwolaeth yr anifail</div>

British Cattle Movement Service
Gwasanaeth Symud Gwartheg Prydain
Curwen Road, Workington, Cumbria, CA14 2DD
General helpline / Cyffredinol: 0845 050 1234
Cymraeg: 0845 050 3456
Email / Cyfeiriad e-bost: bcms-enquiries@bcms.rpa.gsi.gov.uk

Report births, movements and deaths electronically using:
Adrodd ar enedigaethau, symudiadau ac marwolaethau yn electronig gan ddefnyddio
• CTS Online / SOG Ar-lein: www.bcms.gov.uk
• CTS self service line: 0845 011 1212
• Llinell Hunan Wasanaeth SOG: 0845 011 1213
• Or using a farm software package / Neu'n defnyddio pecyn moddalwedd ffarm

For TSE use only / At ddefnydd TSE yn unig



Born /Ganwyd

04/10/2008

UK1234567100007

Manual for Official Controls | Amendment 109

Reverse of page

Do not send this passport to BCMS to report movements / Peidiwch anfon y pasbort hwn i GSGP i adrodd ar symudiadau
You must complete the movement summary boxes below and report your movement using one of the electronic methods.
Mae rhaid ichi lenwi'r blychau crynhoi symudiadau isod ac adrodd ar eich symudiad gan ddefnyddio un o'r dulliau electronig.

Space for other information Cofnod ar gyfer unrhyw wybodaeth arall!	Place your holding address label here <i>Rhowch label cyfeiriad eich daliad yma</i> Movements must be reported within three days <i>Rhaid adrodd symudiadau o fewn tridiau</i>	Date of movement ON holding / Dyddiad CYRRAEDD y daliad DD MM YY Signature Llofnod
		Date of movement OFF holding OR through market Dyddiad YMADAEL â'r daliad NEU fynd drwy'r farchnad DD MM YY Signature Llofnod
Space for other information Cofnod ar gyfer unrhyw wybodaeth arall!	Place your holding address label here <i>Rhowch label cyfeiriad eich daliad yma</i> Movements must be reported within three days <i>Rhaid adrodd symudiadau o fewn tridiau</i>	Date of movement ON holding / Dyddiad CYRRAEDD y daliad DD MM YY Signature Llofnod
		Date of movement OFF holding OR through market Dyddiad YMADAEL â'r daliad NEU fynd drwy'r farchnad DD MM YY Signature Llofnod
Space for other information Cofnod ar gyfer unrhyw wybodaeth arall!	Place your holding address label here <i>Rhowch label cyfeiriad eich daliad yma</i> Movements must be reported within three days <i>Rhaid adrodd symudiadau o fewn tridiau</i>	Date of movement ON holding / Dyddiad CYRRAEDD y daliad DD MM YY Signature Llofnod
		Date of movement OFF holding OR through market Dyddiad YMADAEL â'r daliad NEU fynd drwy'r farchnad DD MM YY Signature Llofnod
Space for other information Cofnod ar gyfer unrhyw wybodaeth arall!	Place your holding address label here <i>Rhowch label cyfeiriad eich daliad yma</i> Movements must be reported within three days <i>Rhaid adrodd symudiadau o fewn tridiau</i>	Date of movement ON holding / Dyddiad CYRRAEDD y daliad DD MM YY Signature Llofnod
		Date of movement OFF holding OR through market Dyddiad YMADAEL â'r daliad NEU fynd drwy'r farchnad DD MM YY Signature Llofnod
Space for other information Cofnod ar gyfer unrhyw wybodaeth arall!	Place your holding address label here <i>Rhowch label cyfeiriad eich daliad yma</i> Movements must be reported within three days <i>Rhaid adrodd symudiadau o fewn tridiau</i>	Date of movement ON holding / Dyddiad CYRRAEDD y daliad DD MM YY Signature Llofnod
		Date of movement OFF holding OR through market Dyddiad YMADAEL â'r daliad NEU fynd drwy'r farchnad DD MM YY Signature Llofnod
Space for other information Cofnod ar gyfer unrhyw wybodaeth arall!	Place your holding address label here <i>Rhowch label cyfeiriad eich daliad yma</i> Movements must be reported within three days <i>Rhaid adrodd symudiadau o fewn tridiau</i>	Date of movement ON holding / Dyddiad CYRRAEDD y daliad DD MM YY Signature Llofnod
		Date of movement OFF holding OR through market Dyddiad YMADAEL â'r daliad NEU fynd drwy'r farchnad DD MM YY Signature Llofnod

When all the movement summary boxes are complete you can attach a continuation sheet (CPP52a), available on the RPA website or by contacting BCMS. Or you can return this passport for reissue to BCMS.

Pan yw pob blwch crynhoi symudiadau'n gyflawn gallwch atodi taflen barhad (CPP52a), ar gael ar wefan yr RPA neu drwy gysylltu â GSGP. Neu gallwch ddychwelyd y pasbort hwn i'w ailgyhoddi i GSGP.

CPP52 08/2011

Manual for Official Controls | Amendment 109

2.6.6 Example 'not for human consumption' stamped passport

SAMPLE
Animal Details
Manylion yr Anifail

Ear tag / Tag clust
Tag clust

SAMPLE

Electronic Id / Id electronig

Breed / Brid: **HOLSTEIN**
Sex / Rhyw: **FEMALE**
Born / Ganwyd: **01 01 1990**

Genetic Dam / Mam Enetig: **AN EARTAG**
Issue / Version: **01 01 1900 / 01**
Cyhoeddiad / Fersiwn: **01 01 1900 / 01**
Re-Issue / Version: **01 01 1900 / 02**
Allgyhoeddiad / Fersiwn:

NOT FOR HUMAN CONSUMPTION
Animal exposed to mammalian protein
CALL: - - - - 1 1 1 1 1 1 1
(Sale or Slaughter for food production is an offence under Regulation 29F, TSE (England) Regulations 2008 (as amended))

Page 1

SAMPLE
Back Cover
Clawr Cefn

Death details / Manylion y farwolaeth
Holding at time of death / Daliad adeg y farwolaeth
Slaughter Batch No. / Rhif Llwyth y Lladd-dy
Date of death / Dyddiad y farwolaeth
Signature / Llofnod

Other animal details / Manylion eraill yr anifail
Sire:
Tad:
Surrogate dam:
Mam fenthyg:
Date of retag: Dyddiad ailddigio:
Country of import: Gwlad mewnfario:
Date of import: Dyddiad mewnfario:
Previous ear tag: Tag clust blaenorol:
Import health certificate No. Rhif tystysgrif iechyd mewnfario:

NOT FOR HUMAN CONSUMPTION
Animal exposed to mammalian protein
CALL: - - - - 1 1 1 1 1 1 1
(Sale or Slaughter for food production is an offence under Regulation 29F, TSE (England) Regulations 2008 (as amended))


Page 31

Manual for Official Controls | Amendment 109

2.6.7 Example of a Dutch cattle passport

Dutch passport

A specimen of a Dutch passport (used from 8 December 2006) is shown below.

Koninkrijk Der Nederlanden RUNDERPASPOORT conform Verordening (EG) 1760/2000											
1	Selectiedatum : 12-12-2006 Datum Aanvraag : 11-12-2006 Paspoortnummer : 33279	Barcode									
2	ID-CODE NL 431234567										
3	<u>Rundgegevens</u> Datum Geboorte : 12-03-2006 Geslacht : V Haarkleur : Roodbont ID-code Moeder : NL 381234567 Land van oorsprong : NEDERLAND Land van herkomst : Premiestatus :										
4	<u>Exportierend UBN</u> ME/UBN : 123456 Houder : A. Veehouder Adres : Kalfstraat 1 Postcode/Woonplaats : 9876 AB KOEDORP Telefoonnummer : 0111-111111 Status : Definitief Land : NEDERLAND										
5	<u>Houders en periodes van verblijf</u> <table border="1"><thead><tr><th>ME/UBN</th><th>Aanvoerdatum</th><th>ME/UBN</th><th>Aanvoerdatum</th></tr></thead><tbody><tr><td>NL 123456</td><td>12-03-2006</td><td></td><td></td></tr></tbody></table>			ME/UBN	Aanvoerdatum	ME/UBN	Aanvoerdatum	NL 123456	12-03-2006		
ME/UBN	Aanvoerdatum	ME/UBN	Aanvoerdatum								
NL 123456	12-03-2006										
6	Handtekening laatste houder : _____ Handtekening officiële dierenarts + stempel : _____ <small>120</small>										

Explanation of passport

- Selection criteria;**
selection date (Selectiedatum): the production date of the passport
application date (Datum Aanvraag)
passport number (Paspoortnummer): an unique passport number
- The 'P' stands for partial evacuation in case of BSE. When a 'P' is printed before the ID-code the animal has had contact with an animal that is slaughtered in case of BSE.
- Animal details;**
ID-code: unique identification code of the animal
date of birth (Datum geboorte)

Manual for Official Controls | Amendment 109

- sex (Geslacht)
 hair colour (Haarkleur)
 Dam's (mother) identification code (ID-code Moeder)
 country of birth (Land van oorsprong)
 country of origin (Land van herkomst): the country from which the animal is imported
 animal premium (Premiestatus): if premium is granted in case of the legislation for bulls
4. Herd code /address of export;
 herd code (ME/UBN)
 name holder (Houder)
 address (Adres)
 postal code and town (Postcode/Woonplaats)
 status of herd (Status)
 Country code (Land)
5. Holders and movement;
 herd code
 date of arrival
 The codes of the herd at which an animal spent time from its birth to the present are recorded here, along with the countries concerned and the dates on which the animal arrived at the herd concerned.
6. Signatures; last keeper's signature (Handtekening laatste houder) and an official veterinarian's signature + stamp (Handtekening officiële dierenarts + stempel).
 The backside of the passport is empty. De passport is printed on white paper (A4).

Explanation of sex

V = female

M = male

Explanation of hair colours

zwartbont	black and white pied
roodbont	red and white pied
blaarkop zwart	white headed black
blaarkop rood	white headed red
eenkleurig bruin	brown (one coloured)
eenkleurig rood	red (one coloured)
eenkleurig zwart	black (one coloured)
eenkleurig wit	white (one coloured)
blauwbont	white-blue
eenkleurig grijs	grey (one coloured)
baggerbont	mud pied black
zwart-wit	black-white
rood-wit	red-white
vaalbont	rusty black
driekleur	tricolour (black-red/brown-white)

Explanation herd code

Country code: NL

Unique herd code: 2027414 (up to 7 digits)

code	2	0	2	7	4	1	4
weighing factor	1	7	3	1	7	3	1
total	2	0	6	7	28	3	4

Add $2+0+6+7+28+3+4 = 50$, the result must be dividable by 10: $50/10 = 5$ remainder 0

Manual for Official Controls | Amendment 109

2.6.8 Example of an Irish cattle passport

Front of document

An Roinn Talmhaíochta agus Bia.
Department of Agriculture and Food, Ireland.

Passport/Cattle Identity Card

Tag No. **IE 8888888 7 0123**

Date of Birth **16 MAY 2000**
16/05/2000

Breed **HE** Sex **MALE**

Date of Issue of Card **28/09/2000**

I.D. Code of Dam **IEMNSG0070M**

Name & Address of Owner/Keeper of Herd of Birth/Origin
Herd No. **Z8888888**
JOE FARMER
GLENROE FARM
CO WICKLOW

Signature

Special Beef Premium Eligibility/Status (for Official use)

FIRST AGE PREMIUM	BULL PREMIUM FROM	ONE FULL LIVESTOCK UNIT FROM	SECOND AGE PREMIUM
FROM 16/12/2000	16/12/2000	17/05/2002	FROM 16/01/2002
TO 15/01/2002	NO UPPER AGE LIMIT		

Certificate of Tuberculosis Testing
I certify that this animal passed the test indicated below and that no animal failed the test.

FOLD CARD INWARDS ON THIS LINE ONLY

Date of Test	Herd No.	Signature of Veterinary Surgeon
1.		
2.		
3.		
4.		
5.		
6.		
7.		

Certificate of Brucellosis Testing
I certify that this animal passed the test indicated below and that no animal failed the test.

Date of Test	Herd No.	Signature of Certifier
1.		
2.		
3.		
4.		
5.		
6.		
7.		

This is an official document. It is the property of the Minister for Agriculture and Food. Any alteration/defacement/damage renders it invalid. Document must be signed by the owner/keeper and completed at RECORD OF OWNERS/KEEPERS, TRANSACTIONS AND MOVEMENTS following arrival of animal at each holding (see reverse of card). Document must be surrendered (a) on request to an Authorised Person (b) to the veterinary surgeon at the commencement of test (c) to the new owner/keeper at time of sale/transfer (d) to the factory/abattoir at time of slaughter (e) to the DVO within 7 days in the event of death of the animal.

Tag No. **IE888888870123**

Manual for Official Controls | Amendment 109

Reverse of document

RECORD OF OWNERS/KEEPERS, TRANSACTIONS AND MOVEMENTS Record of Transactions at Marts (to be completed by Mart Official)			
Date	Code No. of Mart	Lot No.	Signature of Mart Official
1.			
2.			
3.			
4.			
5.			
6.			
7.			

RECORD OF OWNERS/KEEPERS (TO BE COMPLETED BY EACH NEW OWNER/KEEPER ON ARRIVAL OF ANIMAL AT HOLDING)			
ARRIVAL DATE	HERD NUMBER OR KEEPER NO.	NAME & ADDRESS (BLOCK CAPITALS)	SIGNATURE
1.		Name Townland County	
2.		Name Townland County	
3.		Name Townland County	
4.		Name Townland County	
5.		Name Townland County	
6.		Name Townland County	
7.		Name Townland County	
8.		Name Townland County	

2.7 Cattle age requirements

2.7.1 Prohibition on older cattle

The sale of meat derived from cattle born in, or imported into, the UK before 1 August 1996 is strictly prohibited. It is also an offence to consign such an animal to a slaughterhouse. Any meat from such animals is automatically deemed to be an ABP.

Legislation:

- Commission Decision 2007/411(EC), prohibiting the placing on the market of products derived from bovine animals born or reared within the UK before 1 August 1996.
- the TSE (England) Regulations 2010, Schedule 2, paragraph 7
- the TSE (Wales) Regulations 2008, Schedule 2, paragraph 2

2.7.2 Bovines requiring Bovine Spongiform Encephalopathy (BSE) testing

Requirements regarding BSE testing differ according to the age and origin of the bovine.

Reference: Full details of the requirements are located within chapter 2.6 on 'Transmissible Spongiform Encephalopathy testing', section 2.

2.7.3 FBO identification responsibilities

FBOs must ensure that they can identify:

- cattle born in, or imported into, the UK before 1 August 1996 and other cattle ineligible for the food supply
- cattle that require BSE testing
- cattle aged over 30 months of age (OTM) carcasses must be despatched to a cutting plant authorised to remove OTM bovine vertebral column (VC) SRM

Reference: Guidance on SRM is contained in chapter 2.7 on 'Specified risk material'.

2.8 Sheep and goats

2.8.1 Background

The identification of sheep and goats arriving at the slaughterhouse involves two separate areas of legislation, namely the EC Hygiene Regulations and the sheep and goats (records, identification and movement) orders (SAGRIMO) Order enforcing the Council Regulation (EC) 21/2004.

The Hygiene Regulations are directly enforceable by the FSA, whereas breaches of SAGRIMO involve Defra and are reported to the LA who will then take appropriate action and report findings to Defra.

New electronic tagging requirements for sheep and goats came into force on 1 January 2010 and the new requirements, as well as historic ones, are all available in Defra guidance. The guidance is available on Defra's website [keeping sheep and goats](#).

Under the Hygiene Regulations, sheep and goats accepted for slaughter must be properly identified in such a way that their origin can be traced.

2.8.2 Legislation

The following table contains the key pieces of legislation relating to sheep and goat identification:

Regulation	Responsibilities
(EC) 853/2004	FBO
(EU)2019/627 6272017	Authorised Officers to verify FBO compliance
(EC) 21/2004	The Regulation is directly applicable. However, there is also domestic enforcing legislation; the Sheep and Goats (Records, Identification and Movement) Order 2009 (SAGRIMO) and equivalent legislation in Wales- see page 2-44 in this section for ID requirements under SAGRIMO.

2.9 Identification requirements

2.9.1 What is 'properly identified'?

Under Regulation (EC) 853/2004, the FBO may accept for slaughter only animals that are properly identified. For the purposes of the Hygiene Regulations, 'properly identified' means identified in such a way that the farm or holding from which a sheep or goat was sent for slaughter can be traced.

This information should be shown on the movement document which accompanies the animals and it should identify the animals in such a way that it enables them to be related to the food chain information (FCI). FCI should either be provided on the movement document or be provided separately.

Additionally, sheep can be deemed to be properly identified within the requirements of SAGRIMO if the animal bears an ear tag showing the farm where the animal was born in accordance with those requirements.

A judgement as to whether an improperly identified animal's identity is still 'ascertainable' has to be made by the OV (in accordance with (EC) 2019/627, Article 43 (1)).

2.9.2 What is 'ascertainable'?

The identity of a sheep may be considered 'ascertainable' if it can be traced back to its last holding.

Difficulties may arise from loss of a tag or from lack of correlation with the information on the movement document or in the FCI.

2.9.3 FBO controls for sheep and goat identification

The table below describes the FBO responsibilities and controls to ensure that sheep and goats are 'properly identified' before slaughter, depending on whether the animals come directly from a farm or a livestock market.

Manual for Official Controls | Amendment 109

Animals transported	FBO responsibilities and controls
Directly from farm	<p>The FBO, under the requirements for HACCP based procedures, should have a system to check that all sheep accepted for slaughter are properly identified.</p> <p>The FBO should also check that the movement document is completed and shows the correct number of sheep in the batch and where required, records animals' individual identities and that FCI details have been completed appropriately.</p> <p>Under the requirements of SAGRIMO, the FBO should check that all sheep are tagged and correspond to the movement document.</p> <p>This system should be agreed with the OV and include a system of notification of arrival of animals in the slaughterhouses to the OV, taking account of the operating practices of the plant.</p>
From livestock market	<p>Sheep may be consigned to the slaughterhouse in a composite group comprising animals from many different farms.</p> <p>Slaughterhouse FBOs should have a system to check that all sheep accepted for slaughter are properly identified (as above). The FBO should check that the movement document is completed and shows the correct number of sheep, either individually recorded or batch recorded.</p> <p>Under the requirements of SAGRIMO, where a batch of 'slaughter' animals (lambs intended for slaughter before the age of 12 months) is received, which originate from more than one holding, the slaughterhouse must record the mix of identities in the batch in their holding register, by recording each of the batch numbers together with the corresponding number of animals originating from each holding. This information is not needed on the movement document, but some slaughterhouses may ask for this information to be included so they do not have to compile it themselves.</p> <p>This system should be agreed with the OV and include a system of notification of arrival of animals in the</p>

Manual for Official Controls | Amendment 109

Animals transported	FBO responsibilities and controls
	<p>slaughterhouses to the OV, taking account of the operating practices of the plant. Any discrepancies should be reported to the OV.</p> <p>Factors to be considered by the FBO in determining the size of the proportion of a consignment to be checked include:</p> <ul style="list-style-type: none"> • the nature of any agreement between the slaughterhouse FBO and the market operator for checks at the market • the previous record of checks on sheep from the same market <p>Checks on tagging and proper identification may be carried out:</p> <ul style="list-style-type: none"> • at the slaughterhouse • at the market • by a combination of checks at both premises <p>Note: Division of responsibility between the operators of markets and slaughterhouses is a commercial matter between the parties. Slaughterhouse operators should have a written description of the system employed, and should have a procedure for checking the system.</p> <p>See Defra guidance.</p> <p>for details of Central Point Recording Centres and Critical Control Point (CCP) Systems.</p>

2.9.4 OV actions

It is the responsibility of the OV (Regulation 2019/627) to verify that the FBO is compliant with the requirement that animals accepted for slaughter are properly identified. They must also ensure that animals whose identity is not ascertainable are killed separately, declared unfit and disposed of in accordance with ABP legislation. FCI must also be checked by the OV (see Chapter 2.1 of the MOC for further guidance on FCI).

Manual for Official Controls | Amendment 109

.....

All sheep should be identifiable by means of an official identifier. Loss of tags is a recognised problem in sheep, and tags may be lost between the farm or market and the slaughterhouse. When sheep without tags are delivered to the slaughterhouse, and the lack of identification cannot be considered to be the result of loss of tags since leaving the farm (for example, significant numbers of sheep, or no physical evidence of having been tagged), they should not be accepted for slaughter for human consumption.

Details of animals presented for slaughter with a single slaughter tag after 30 June in the year following the lambing season, which you believe are older than 12 months of age and should therefore be identified with double tags, should be recorded and made available to the LA on request.

Details of the consignor's non-compliance (NC) with SAGRIMO must be reported to the LA.

The following table describes OV actions to be taken, depending where the animals come from:

Animals from	OV action
Multiple pick-up transport directly from farms	<p>The batch identity of sheep from more than one farm, transported directly to the slaughterhouse on one vehicle, will usually be maintained by separate penning and unloading. Alternatively, temporary marks (for example, paint marks) may be used for batch identification to overcome problems arising from loss of tags.</p> <p>However, where a significant number of sheep are not tagged, and there is no physical evidence that they had been tagged, the identity of such sheep is not ascertainable. They should not be slaughtered for human consumption, but should be killed separately, disposed of as unfit and the details reported to the LA.</p> <p>Note: Temporary marks are an adjunct to proper identification, and do not remove the requirement for compliance with the Hygiene Regulations.</p> <p>Provided the batch identity has been maintained during transport, any minor discrepancies between ear tags and the information on the movement document(s) may not prevent slaughter for human consumption, but must be reported to the LA.</p>

Manual for Official Controls | Amendment 109

Animals from	OV action
Transported from livestock market	<p>In the case of a sheep in a composite consignment from a market which has a system for checking tags at the market, the incident of a missing tag can be reasonably interpreted as a genuine loss of a tag since leaving the market. In such circumstances, its identity can be considered to be ascertainable, and it can be accepted for slaughter for human consumption.</p> <p>If significant numbers of sheep were found to be unidentified at the slaughterhouse and there was no physical evidence that they had been tagged, this would be a clear indication of failure to carry out checks at the market and to comply with a formal, agreed procedure. Where identity of such sheep could not be 'ascertainable', they are not permitted to be slaughtered for human consumption, must be reported to the LA and disposed of as unfit.</p>

2.9.5 Movement of sheep: Animal Movement Licence

Sheep moving to slaughter require a completed Animal Movement Licence – AML1 form (England and Wales) or a Scottish movement document – which specifies:

- the address, including the postcode, and county parish holding (CPH) number of the holdings from where and to where the sheep is being moved (Scottish forms will have the address of the keeper only on the forms which will not necessarily relate to the CPH)
- the date the movement is taking place
- the number of sheep the document covers
- from 1 January 2011, the numbers of individually identified sheep born after 31 December 2009

Note: These animals will need to have their individual identification numbers recorded on the movement document (attached lists are acceptable). Information about mixed batches is not required but may be supplied. Individual 'off movement' (farm to abattoir) information will not be included where the slaughterhouse is acting as a Central Point Recording Centre on behalf of the keeper – this will be indicated by means of a tick box on the movement document.

- FCI declaration (England and Wales only)

The form must be retained for at least three years by the FBO, who must also send a copy to the LA within three days of the arrival of a sheep.

The Livestock Information Service:

The Livestock Information Service (LIS), launched in 2022, is used to record movement data for sheep, goats and deer by users in the supply chain, including farmers, markets and slaughterhouses in England.

The LIS enables suppliers to record sheep, goat and deer movements online (LIS-1 and LIS-2 forms), replacing the paper version of the movement document.

The information included in a LIS movement document is the same as in the paper version, including the Food Chain Information (FCI) and the Veterinary Attestation Number (VAN).

The LIS movement document and FCI report should be available for the OV to check and analyse all the relevant information regarding the animals accepted for slaughter.

When mistakes or missing information are identified, the FBO must ensure that the issue is addressed with the supplier as it occurs with the paper versions.

2.9.6 Recording movements: movement document

Moves can be recorded and reported in the movement document in two ways – individual recording or batch recording as detailed below.

For animals individually identified *after* 31 December 2009, the movement document must include individual ID numbers.

Exceptions where movements can continue to be batch recorded are:

- animals intended for slaughter within 12 months of age (identified with electronic or non-electronic slaughter tags)
- electronic (ID) animals (double tagged including one electronic ID identifier) moving to an approved central point recording centre.

2.10 Identification requirements under SAGRIMO

2.10.1 ID requirements

Sheep and goat identification and movement rules are based on the principle that each sheep should bear a tag or tags which correlates with the requirements of

.....
the Sheep and Goats (Records, Identification and Movement) (England) Order 2009 (and its Welsh and Scottish equivalent legislation) (SAGRIMO).

A sheep officially identified after 31 December 2009 will comply with SAGRIMO if it has one single tag, which can be an electronic slaughter tag or a non-electronic slaughter tag (slaughter animals) and is also accompanied by appropriate documentation. This should be in the form of a movement document made under the 2009 order, from the last holding from which it has moved (or the market from which it was consigned).

Goats will comply with SAGRIMO if they have one single tag (slaughter) or two conventional identifiers. Additionally, they may also be electronically identified, in which case one of the identifiers must be electronic. As for sheep, they need to be accompanied by the same appropriate documentation.

Sheep or goats bearing single tags must be under 12 months of age. It can be difficult to identify whether an animal is less than 12 months of age and therefore correctly identified. For example, a lamb presented for slaughter in May 2011 may have been born any time between December 2009 and May 2010. Given the difficulties of ageing slaughter lambs, Defra recommends a pragmatic approach to enforcement and a single tagged lamb slaughtered before 30 June of the year following their birth cohort can be accepted as compliant with SAGRIMO. In the case of single tagged sheep presented for slaughter after 30 June, which appears to have been born in the previous year's cohort, the FBO should query their age and whether their identification complies with SAGRIMO (should they be double tagged) and report this to the OV.

The FBO should keep details of consignments presented for slaughter which they suspect includes animals older than 12 months. This information should be made available to the LA on request.

Sheep bearing tags applied under previous requirements (prior to 31 December 2009) will continue to be presented for slaughter for some considerable time in the future. Judgements as to whether they comply with SAGRIMO should be made having regard to the requirements of the legislation at the time. See Defra [guidance on sheep tagging requirements](#).

2.10.2 Breaches of SAGRIMO

In cases where the OV considers that a breach of SAGRIMO has occurred, they should refer the matter to the LA.

2.11 Pigs

2.11.1 Regulations

- England – The Pigs (Records, Identification and Movement) Order 2011.
- Wales - The Pigs (Records, Identification and Movement) (Wales) Order 2011.

All pigs arriving at the slaughterhouse should be identifiable by means of an animal identification herdmark.

2.11.2 Requirements of the pigs' identification

The occupier of a holding who begins to keep pigs on that holding, must notify the competent authority (APHA) who will issue a herdmark.

All pigs arriving at the slaughterhouse should be properly identified with their herdmark by means of an identification mark.

2.11.3 Types of animal identification for Pigs' identification. In England, Scotland and Wales identification may be through any of the means listed in the table below:

Type	Notes
Slapmark: England and Wales	Applied to both shoulders, showing the keeper's herdmark. Size is not specified; however, the slapmark must be legible before and after slaughter, throughout processing.
Slapmark: Scotland	Applied to one shoulder ¹ , showing either the keeper's herdmark or an alpha numeric slapmark allocated to the keeper by one of the Scottish marketing or processing groups ² .
Ear tag: England, Wales and Scotland	Ear tags (in one ear) must be: <ul style="list-style-type: none">• easy to read and legible, printed or stamped, not handwritten• include the letters UK plus the herdmark; a unique identification number can follow on from the official information or be printed on the other side of the tag, for example UK AB 1234 or UK AB 1234 001• made of either metal or plastic or a combination of metal and plastic• tamper-resistant and incapable of re-use• sufficiently heat-resistant that neither the ear tag nor the information printed or stamped on it can be damaged by the processing of the carcase following slaughter• designed to remain attached to the pig without harming it.

Manual for Official Controls | Amendment 109

Tattoo	Tattoo of the herdmark on one ear. If desired, the other ear may have an individual number and / or management information. Size is not specified, but the tattoo must be legible before and after slaughter and throughout processing.
---------------	---

1. Some processors require a slapmark applied to each shoulder of the pig. The keeper should check with the processor in advance of sending pigs, to conform their requirements.
2. There are currently 3 groups: Vion (processing group), Scottish Pig Producers and Scotlean (marketing groups).

2.11.4 Imported pigs

Pigs imported from outside the EU must be identified at the destination holding with an ear tag or tattoo containing the letters 'UK' followed by the herdmark of the herd into which the pig is introduced and the letter 'F' unless the pigs are delivered directly to slaughter.

2.11.5 What is 'properly identified'?

Under Regulation (EC) 853/2004, the FBO may accept for slaughter only animals that are properly identified. For the purposes of the Hygiene Regulations, each batch of pigs sent for slaughter must be identified so that their origin can be traced.

Information regarding identification of the pigs should be shown on the movement document which accompanies the animals, and it should identify the animals in such a way that it enables them to be related to the food chain information (FCI). FCI should be provided on the movement document (eAML2) as detailed in point 2.11.7 or as a separate document.

A judgement as to whether an improperly identified animal's identity is still 'ascertainable' has to be made by the OV (in accordance with (EC) 2019/627, Article 43 (1)).

2.11.6 What is 'ascertainable'?

The identity of a pig may be considered 'ascertainable' if it can be traced back to its last holding.

Difficulties may arise from loss of a tag, unclear slapmarks/tattoos or lack of correlation with the information on the movement document or in the FCI. If a pig (or a batch of pigs) cannot be traced back to the last holding, or if the OV suspects

.....
any fraudulent activity, the pig (or the batch of pigs) has to be killed separately, declared unfit for human consumption and disposed of in accordance with the animal by-products legislation.

Inadequate identification issues found in a batch of pigs at the slaughterhouse, must be reported by the OV to APHA.

2.11.7 Movement of pigs: England and Wales

Since 1 April 2012, pig keepers in England and Wales are required to report movements (including pigs from Scotland) using the electronic AML2 online system (**eAML2**) operated by the British Pig Executive (BPEX).

To be legally compliant, pig movements must be reported through the eAML2 online system or by contacting the eAML2 free-to-use bureau service.

In the case of pigs going to slaughter, the pigs may be processed as normal, provided satisfactory FCI is presented to the OV. No further involvement from FSA is required.

<https://www.gov.uk/guidance/moving-pigs-what-keepers-need-to-know>

2.11.8 eAML2 system

This system captures the following information:

- the address, including postcode, and CPH number of the holdings from where, and to where, the pig is being moved
- the date the movement is taking place
- the number of pigs being moved
- the identification herdmark of the pigs
- pig movements from a market, the lot numbers of the pigs being moved.

2.11.9 FBO responsibility: confirmation of move

The FBO should ensure that all details of the movement are notified within 3 days of the movement taking place.

For IT enabled abattoirs, the FBO should confirm receipt of the animals electronically via the eAML2 system (or via FBO in-house software if integrated with eAML2).

Manual for Official Controls | Amendment 109

.....
FBO establishments without IT should confirm the move via phone.

eAML2

Email: eaml2@ahdb.org.uk

Telephone: 0844 335 8400

Monday to Friday, 9am to 5pm

If the movement is notified by phone, the FBO should get 2 copies of the movement document from the haulier and use these to report the move to eAML2 by phone. The FBO must keep a copy of the document for 6 months.

The local authority is the enforcing authority for this requirement; any non-compliance will be reported to them.

2.11.10 Movement of pigs to or from Scotland

In Scotland, with effect since 1 December 2011, details of pigs moving to slaughter should be notified to the ScotEID movement reporting database electronically, by telephone or in writing. The notification must specify the following information:

- the address, including postcode, and CPH number of the holdings from where and to where the pigs are being moved
- the date the movement is taking place
- the number of pigs moved
- the identification herd mark of each pig moved
- in the case of pigs moved from a market, the lot number of the pigs being moved

The FBO must check and confirm receipt of the pigs within 3 days of arrival to ScotEID* by one of the movement notification methods mentioned above.

***Note:** This also applies to pigs being moved from England and Wales for slaughter in Scotland.

2.12 Deer

2.12.1 The TB (Deer) Order 1989 as amended

Farmed deer must be uniquely identified with an official ear tag, if they have been tested for TB or before they leave the farm of origin.

The tag must show either the Defra herd number, or British Deer Farmers Association (BDFA) herd registration number and the animal's own unique number.

The letters UK must go before the Defra herdmark, for example, UK AB1234 000001.

2.12.2 Regulation (EC) 853/2004

(EC) 853/2004, Annexe II, Section III applies the same identification rules to farmed game as to other red meat animals.

It is required that a declaration by the FBO who reared the animals, stating their identity and indicating any veterinary products or other treatments administered, dates of administration and withdrawal periods, accompanies the slaughtered animals to the slaughterhouse.

2.13 Horse identification requirements

2.13.1 Definition

The term 'horse' used throughout the MOC means any wild or domesticated soliped mammals of all species within the genus *Equus* of the family Equidae, and their crosses.

2.13.2 Regulations

Commission Implementing Regulation (EU) 2015/262

The Equine Identification (England) Regulations 2018

The Equine Identification (Wales) Regulations 2019

2.13.3 Horse identification requirements

There are two elements to horse identification: a single lifetime identification document commonly known as "passport" and an element of identity verification that ensures a unique link between the passport and the horse which is a transponder or "microchip".

.....

There are derogations concerning the identification of certain horse populations living under wild or semi-wild conditions which will be specifically covered later in this chapter.

There are numerous organisations authorised to issue horse passports. In the UK they are called Passport Issuing Organisations (PIOs) and these may be:

- organisations that do not manage a studbook but authorised to issue horse passports
- organisations that manage studbooks and are authorised to issue horse passports.

PIOs are authorised and regulated by Defra. When a PIO is no longer authorised to issue or update horse passports, passports issued by this organisation whilst they were authorised remain valid and another PIO takes over administration of these passports; the details of both PIOs are recorded in the list below. As part of their requirements, these organisations have a duty to facilitate information to the enforcement authorities and that includes OVs. Defra maintain [the list of PIOs](#), it can be accessed online.

The '*Equine Identification Booklet*' produced by Weatherbys, RCVS and BEVA can be found in Annexe 4 to this chapter. This booklet was produced to create a system of description of horses for the purpose of identifying individual animals. It is valuable reference material for understanding horse descriptions and horse silhouettes.

Microchips became a compulsory identification element on 1 July 2009 for horses identified for the first time after this date. From this date on it became a legal requirement that, at the time the horse is identified for the first time, the animal is actively marked by the implantation of a microchip.

Some microchips inserted prior to 2009 may not be recorded in the passport. However, if inserted and recorded in the passport it becomes part of the horse's official identification and must be treated as such.

In any case, horses that are eligible for slaughter for human consumption must have any microchip safely removed before the carcass may be passed as fit for human consumption regardless of when it was implanted and recorded or not in the passport.

Domestic Equine Identification Regulations (England-2018 and Wales-2019) introduced compulsory retrospective implantation of microchips on horses born 30 June 2009 and before. The requirement would apply to equines with a passport from one PIO based in the relevant country. The deadlines for retrospective microchipping in each country are:

Manual for Official Controls | Amendment 109

England: all equines to be microchipped by 1 October 2020.

Wales: all equines to be microchipped by 12 February 2021.

Similar legislation will come into effect for Scotland on 28 March 2021, but not for Northern Ireland.

The following sections below highlight the changes introduced by the different legislations grouped under the date in which they became compulsory:

Before 1 July 2009

- Horses born after January 1998 and which were voluntarily registered in breed studbooks or for competition or racing were required to have a passport.
- European legislation extended the requirement to all horses and amended the format of the passport to include *Section IX 'Administration of Veterinary Medicinal Products'*. A deadline was introduced to update older style passports by adding Section IX pages. The deadline was 30 June 2004.
- From 28 February 2005, to be eligible for slaughter for human consumption, passports must contain Section IX and this section must verify that the animal is eligible i.e. there is no indication that the animal is 'not intended for human consumption'.

1 July 2009

- Compulsory deadlines for keeper's submission of passport application forms to the PIOs are introduced; passport applications had to be submitted by the keeper before 31 December of the year of birth of the horse or within 6 months following the date of birth, whatever date occurs latter. Late submissions resulted in the passport being stamped by the PIO that the horse is not intended for human consumption on the Section IX of the passport.
- Microchips became compulsory for horses identified from 1 July 2009 and these microchips had to be inserted by veterinarians. Horse silhouette become not compulsory, however most passport issuing organizations kept requiring one.
- All duplicate and replacement passports had to be stamped by the PIO that the horse is not intended for human consumption; this was not always the case before 1 July 2009.

Manual for Official Controls | Amendment 109

1 January 2016

- There is a new passport format but existing passports issued before 1 January remain valid.
- The layout of the passport is slightly different, and these passports have the '*Administration of Veterinary Medicinal Products*' under Section II (instead of Section IX).
- Horses born on or after 1 January 2016 must be identified no later than 12 months following the date of birth. Passports issued after 12 months deadline will be stamped by the PIO that the horse is not intended for human consumption on the Section II of the passport.
- Horse silhouettes are back into the passports as a compulsory element.

1 October 2018

- Domestic legislation is introduced in England (with Wales, Northern Ireland and Scotland equivalent legislation issued later than October 2018) implementing EU legislation in force since 1 January 2016.
- Domestic legislation introduces shorter passport application deadlines than the EU legislation and owners of horses must ensure that an application for a passport is received by the PIO within 6 months from the date of birth of the horse or by the 30th of November in the year in which the horse is born, whichever is the later.
- Passports issued from this date and created from pre-printed stock must contain as a minimum a serial number printed on each of the pages which form Sections I to III of the passport as an additional security measure.

Updated: [Note: Attention must be paid to the wording of the different pieces of legislation that have regulated the horse's identification requirements and their changes throughout the years.]

Some include a deadline for keeper's submission of passport application forms to the PIOs while in others the deadline is for the horse identification.

They are two different requirements that must not be confused.]

2.13.4 Derogation to horse identification requirements: “the designated areas”

There are certain designated areas in England and Wales (none in Scotland or Northern Ireland) containing defined populations of horses living under wild or semi-wild conditions that do not need to be identified with passports and microchips whilst they remain within the defined areas and provided they are not treated with any veterinary medicinal product. Once these horses are removed from those populations or brought into domestic use, they must be identified.

The derogation in England apply to horses that are:

- identified in the lists kept by the Dartmoor Commoners’ Council
- entered in the stud book kept by the Exmoor Pony Society
- identified in the lists kept by the Verderers of the New Forest or entered in the stud book kept by the New Forest Pony Breeding and Cattle Society
- identified in the lists kept by the National Trust as Konik equines located at Wicken Fen

In Wales the derogation applies to horses that are:

- identified in the lists kept by the Hill Pony Improvement Societies of Wales
- identified in the lists kept by the Cymdeithas Merlod y Carneddau

When one of these horses (with no identification) is treated with any veterinary medicinal product, the responsible person must ensure that the horse has identification and is implanted with a microchip within 30 days of the treatment.

The identification requirements for these horses when moved for slaughter vary depending on the age of the horses (please note that FCI is always required regardless of the identification requirements):

Wild or semi-wild horses under 12 months of age:

A wild or semi-wild horse is eligible for slaughter for human consumption and can be presented at the abattoir without a passport and without a microchip if:

- the horse is under 12 months of age,
- it is being moved directly from the designated area in which it was born to a place for slaughter,
- it has not previously been treated with any veterinary medicinal product,
- it has a sticker issued by PIO attached to it before it leaves the designated area, and the sticker is marked with a unique identification number and the date on which it was attached to the horse, and it is slaughtered within 7 days of the date shown on the sticker.

Wild or semi-wild horses over 12 months of age:

A wild or semi-wild horse aged 12 months or over is eligible for slaughter for human consumption and can be presented at the abattoir if it:

- is being moved directly from the designated area in which it was born to a place for slaughter,
- has a sticker issued by PIO attached to it before it leaves the designated area, and the sticker is marked with a unique identification number and the date on which it was attached to the horse,
- has a passport and the Section II does not show that the animal is not intended for slaughter for human consumption, and
- is slaughtered within 7 days of the date shown on the sticker.

(Note that a microchip is not required in this case)

Wild or semi-wild horses moved to another holding destination other than a slaughterhouse:

A wild or semi-wild horse of any age can be moved from a designated area to another place other than a slaughterhouse if:

- has a sticker issued by PIO attached to it before it leaves the designated area, and the sticker must be marked with a unique identification number and the date on which it was attached to the horse,
- has a passport,
- reaches holding destination within 7 days of the date shown on the sticker, and
- a microchip is inserted into the horse within 30 days of arrival at the holding destination.

(Note that, if in time this horse is presented at the abattoir, the horse should be identified by a passport and a microchip same as any other horse)

See Annexe 1 to this chapter for an *Example of a rump sticker* provided by Pet-ID Equine.

2.13.5 Veterinary treatment and horse identification

A private veterinary surgeon (PVS) or other person administering any veterinary medicinal product to a horse must first check the passport to ascertain whether the horse is intended for human consumption. Section IX (or Section II, where the

passport was issued from 1 January 2016) is the part of the passport containing the food status of the horse.

Only certain veterinary medicinal products must be recorded in the horse passport:

- All vaccines must be recorded in the passport regardless of whether the horse is intended for human consumption.
- Food producing horses – passport declares '*intended for human consumption*' or *no declaration made*: All vaccines must be recorded and also any of the 'Essential Substances' used (substances listed in European Council Regulation 122/2013, the 'Essential Substances' List). The withdrawal period for each of the 'Essential Substances' is 6 months.

A written record of use for any other veterinary medicine must be kept, although this is done in a separate record (not in the passport, there is no specific section in the passport to do so). Records of administered veterinary medicines must be kept for 5 years even if the animal has been sold or slaughtered during that time.

Only products containing pharmacologically active substances listed in Table 1 of Regulation 37/2010 may be administered to food-producing animals. In the event that a medicine containing any of the substances listed in Table 2 of Regulation 37/2010 is administered to a horse, the animal can never be slaughtered for human consumption and the owner or PVS must sign Section IX of the passport to declare the horse as 'not intended for human consumption' (Section II where the passport was issued from 1 January 2016).

2.13.6 Phenylbutazone (Bute) and horse identification

Phenylbutazone is neither listed in Table 1 nor has been included in Table 2 of Regulation (EU) 37/2010. This means that, whilst not a banned active ingredient, it cannot be used in food producing animals.

Horses that have been treated with phenylbutazone must not enter the food chain and their passports must be signed by the owner or PVS on Section IX of the passport to declare the horse as 'not intended for human consumption' (Section II where the passport was issued from 1 January 2016).

3. FBO Responsibility

- 3.1 Introduction
- 3.2 Cattle
- 3.3 Cattle register
- 3.4 Restrictions on slaughter of cattle
- 3.5 Horses

3.1 Introduction

3.1.1 Duty to ensure traceability

The FBO has a duty to ensure that all livestock submitted for slaughter are correctly identified.

These checks should form part of the procedures that they have put in place in accordance with of Article 5 of (EC) 852/2004 to meet the requirements of HACCP.

Reference: (EC) 853/2004 Annexe II Section II (1 and 2).

3.1.2 Record keeping

The FBO must ensure that records of all livestock delivered to the establishment are kept in accordance with the species requirements described previously in the legislation section of this chapter.

3.2 Cattle

3.2.1 FBO responsibility

It is the responsibility of the FBO to ensure that cattle presented for slaughter for human consumption:

- comply with the age criteria

- are properly identified
- are accompanied by valid documentation.

Reference: (EC) 853/2004 Annexe II Section II (1and 2),

The TSE (England) Regulations 2010

The TSE (Wales) Regulations 2008

When the FBO presents animals that do not comply with age criteria, the FSA may reject the carcase from those animals as unfit for human consumption and take enforcement action as appropriate.

When the FBO presents animals that are not properly identified, the FBO should present whatever further information that is available which allows the OV to make a judgement as to whether the animal's identity is ascertainable. The keeper, however, has 48 hours to arrange for the correct identification of the animal.

3.2.2 FBO to report movements and death to BCMS

The FBO is required to notify BCMS of the movement of cattle on to the slaughterhouse.

The FBO is also required to notify BCMS of the death of cattle at the slaughterhouse.

It is possible, although not mandatory, for slaughterhouses to report cattle movements and deaths electronically, using CTS online, an approved software package or the self-service telephone line.

3.2.3 FBO to return cattle passports to BCMS

It is the responsibility of the FBO to return cattle passports to BCMS, to reach BCMS within 7 days of slaughter (unless the death of the cattle is reported to BCMS electronically- please see 3.2.4).

Note: The only exception to this is where FSA retain the passport (which will occur only in the event of a discrepancy arising).

BCMS will provide the FBO with the necessary pre-paid polylope envelopes for the purposes of returning the cattle passports. Any requests for additional envelopes should be made to BCMS by telephoning 0845 050 1234.

3.2.4 Completion of death details on the passport

If the FBO has reported the death to BCMS electronically, then that is the notification of death and the FBO should return the passport to BCMS, after any necessary FSA identity verification checks have been carried out.

Note: Only those slaughterhouses where the death of the cattle is reported to BCMS electronically and have capacity to store the passports securely, could use the contracted shredding external company () who will collect and safely shred/dispose the cattle passports.

If the FBO is not using an electronic method to notify deaths to BCMS, then the slaughter details must be entered onto the death details section of the cattle passport by a responsible member of the slaughterhouse staff. Again, the FBO is responsible for returning the passport to BCMS once any necessary FSA verification checks have been satisfactorily completed, through the pre-paid polylopes envelopes provided by BCMS.

Completion of the kill number in non-BSE testing cattle is not a legal requirement, but a best practice that should be encouraged. In BSE testing the recording of a kill number is recommended. It is only a requirement if it is in the required methods of operation (RMOP).

Note: Entry of slaughter details or kill number must not be performed by FSA staff.

3.2.5 Completion of death details: on farm slaughter

In the case of cattle slaughtered on farm and sent to a slaughterhouse for dressing (emergency slaughter), the keeper must complete the death details in the passport and send it with the animal and appropriate FCI declaration to the slaughterhouse.

The FBO must then return the passport to BCMS within 7 days of slaughter (unless the passport is retained by FSA for further investigation).

Note: Different BSE test age rules apply to emergency slaughter cattle; see chapter 2.6 on 'TSE Testing'.

3.2.6 Return of documents to BCMS: summary of FBO responsibilities

- All passports must be received at BCMS **within 7 days of the animal's death**

- All passports, with the exception of those retained by FSA for further investigation, should be returned by the FBO to BCMS in the pre-paid polylopes supplied for the purpose, unless the slaughterhouse is reporting the death of the cattle electronically (**please see further clarification in 3.2.3**)
- The FBO must include the kill sheet in the pre-paid envelope provided by BCMS
- The kill sheet should be clearly marked to identify any animals which were slaughtered on-farm
- Passports for animals which were slaughtered on farm may also be included in the same pouch but must be clearly marked and placed within a separate envelope within the pouch or pre-paid envelope
- The FBO should check that the total number of passports in the pre-paid envelope equals the total number of animals processed as detailed on the kill sheet

3.3 Cattle register

3.3.1 Requirement to keep a register

FBOs are required to keep records of:

- cattle moving on and off the slaughterhouse, and
- cattle deaths

Other keepers are required to keep similar records.

Reference: CIR 2007, Schedule 5 and (EC) 1760/2000, Articles 7(1) and 7(4).

Note: The LA is the enforcing authority for this and the FSA carry out inspections on their behalf. Any non-compliance will be reported to them.

3.3.2 Contents of register

The register may be kept in computerised or paper form and must contain the following information:

- the unique official identification code for each animal from the ear tag
- the breed and sex of the animal
- where the animal came from

- date of arrival at the lairage or slaughterhouse; if the lairage is at a separate location and has a different CPH number, the date of arrival at both the lairage and the slaughterhouse must be recorded
- date of return to keeper and address animal sent to (where movement restrictions permit such movements)
- date of death

3.3.3 Availability for inspection

The register (or a copy of computer printouts) must be available for inspection to an AO of FSA, Defra or the LA.

3.3.4 Use of the cattle register as a kill sheet

A copy of the cattle register, or an alternative kill sheet containing the same information, must be provided daily by the FBO to FSA operational staff. It will be checked to verify the accuracy of the data registered and to confirm throughput information.

The FBO must then send the original kill sheet, with the relevant cattle passports, to BCMS.

3.4 Restrictions on slaughter of cattle

3.4.1 Compliance with age rules

The FBO must ensure that no cattle born in, or imported into, the UK before 01 August 1996 are slaughtered for human consumption.

When cattle that require BSE testing are identified at premises that do not have an approved RMOP, they may be moved, under licence, to an abattoir with an approved RMOP. The FBO should apply to APHA (England and Wales) for licence.

A list of [establishments that can slaughter cattle that require a BSE test](#) is available.

Reference: The TSE (England) Regulations 2018, Schedule 2, paragraph 12

The TSE (Wales) Regulations 2018, Schedule 2, paragraph 5, 5 (1)

Reference: See chapter 2.2 on 'Ante-mortem inspection', section 4 for additional information.

3.4.2 Stamped passports

The FBO must inform the OV if an animal arrives at the slaughterhouse accompanied by a passport stamped 'NOT FOR HUMAN CONSUMPTION: Animal exposed to mammalian protein'.

Reference: See sub-topic 2.5.6 on 'Passport: Stamped not for human consumption' of this chapter for additional information.

3.4.3 FBO duty when errors are found at pre-slaughter checks

If during the FBOs pre-slaughter checks, a bovine is found where:

- one or more ear tags are missing
- ear tags are mismatched or of an unapproved type (for example, hand written)
- the passport details obviously do not match the bovine, is wrong, invalid or missing
- age rules have been breached

the FBO should:

- immediately notify the OV and present the passport to the OV
- detain the animal
- notify the keeper that the animal has been detained, and
- if appropriate, that the keeper has 48 hours to arrange for the animal to be correctly identified

Note: The FBO must not return the passport presented with the animal to the keeper until the correct passport is presented to the OV. (Un-reconciled passports are returned to BCMS with a completed form AID 5-4 by the OV once investigations have been completed; see sub-topic 4.5.17 on 'Records').

3.5 Horses: FBO responsibility

3.5.1 FBO responsibilities

The term 'horse' used throughout the MOC means any wild or domesticated soliped mammals of all species within the genus *Equus* of the family *Equidae*, and their crosses.

The FBO is responsible for:

- ensuring that every horse accepted for slaughter is accompanied by its matching passport, which has been issued by an approved issuing body and complies with the required format
- ensuring that those horses identified under derogation rules, originate from one of the designated areas (holding of birth)
- ensuring that every horse or batch of horses accepted for slaughter is accompanied by food chain information (FCI) and that the information provided in the FCI is acted upon
- ensuring the passport contains a Section IX that does not show that the animal is not intended for slaughter for human consumption (Section II for horse passports issued from 1 January 2016)
- checking that neither the Central Equine Database nor the passport exclude the horse from the human food chain
- ensuring that the passport does not show signs of tampering in any section of the passport
- ensuring that any withdrawal period for veterinary medicinal substances recorded on the passport and FCI have elapsed
- scanning every horse prior to acceptance for slaughter for the presence of a microchip and if present, ensuring that the number matches that recorded in the passport

Note: Some microchips inserted prior to 1 July 2009 may not be recorded in the passport. However, if a microchip was inserted and was recorded in the passport it becomes part of the horse's official identification and must therefore be treated as such.

Horses delivered to a slaughterhouse that are incorrectly identified must not be allowed to leave the premises. A horse incorrectly identified is not eligible for slaughter for human consumption.

However, a horse may be correctly identified and still be ineligible for slaughter for human consumption (for example, the Section IX is signed, withdrawal periods have not been observed). Horses correctly identified but not eligible for slaughter

Manual for Official Controls | Amendment 109

.....
for human consumption can leave the abattoir provided no other restrictions apply (for example, disease controls).

In the event of failure to comply with any of the requirements listed above, the FBO must notify the OV and take appropriate measures.

Reference: (EC) 853/2004 Annexe II, Section II.

Updated: [FBOs do not have access to the UK Equine Central Database (CED), however they can access the UK chip checker entering the horse's UELN or microchip number to ascertain the horse's status at <https://www.equineregister.co.uk/chipchecker>. Similarly, these checks can be completed at <https://equine-chipcheck.apps.services.agriculture.gov.ie/> for horses arriving with passports originating from the Republic of Ireland.]

3.5.2 FBO action after deciding to accept the horse for slaughter

Once the FBO has carried out the checks detailed above, and decided to accept the animal for slaughter, they must give the passport and FCI to the OV.

Reference: (EC) 853/2004 Annexe II, Section III, Paragraph 8.

4. FSA Role

- 4.1 Introduction
- 4.2 Verifying cattle ID
- 4.3 Pre-slaughter: Cattle
- 4.4 Post-slaughter: Cattle
- 4.5 Verification of age: Cattle
- 4.6 Cattle ear tag discrepancies
- 4.7 Cattle passport discrepancies
- 4.8 Guidance on returning cattle passports
- 4.9 Verifying eligibility of horses
- 4.10 Verifying eligibility of horses: Pre-slaughter
- 4.11 Verifying eligibility of horses: Post-slaughter

4.1 Introduction

4.1.1 Verification of FBO duties

The OV is to verify that the FBO complies with (EC) 853/2004 to ensure that animals accepted for slaughter for human consumption are properly identified.

The OV must ensure that animals whose identity is not ascertainable by the FBO are killed separately and declared unfit for human consumption.

If the OV considers it necessary, they should contact APHA to arrange for official controls to be carried out on the holding of provenance.

References: See the section 5 on 'Enforcement' in this chapter for additional information.

6272019, Article 43.

4.1.2 Role of the OV / AO

The role of the OV / AO will vary depending on the species of livestock presented for slaughter.

For sheep, goats, deer and pigs this will entail verification of animal identity by sampling and periodic checks to ensure that the FBO is checking animals are clearly tagged / marked and maintaining accurate records. These checks should be undertaken at least weekly or whenever operations take place if less than weekly, and as part of the audit of FBO procedures. The OV or AO must make a record of the check and outcome in the daybook or as part of audit notes.

For cattle, verification must be undertaken for a minimum of 10% of animals presented, increasing the percentage if required as detailed in the following topics.

For horses, verification must be undertaken for 100% of all those presented, as detailed in the following topics.

Reference: See the relevant species topics in section 2 on 'Animal identification' and the requirements listed in section 1 on 'Legislation' in this chapter for additional information.

4.2 Verifying cattle ID

4.2.1 Minimum level of cattle identification checks

FSA AOs must conduct identity checks on 10% of cattle as a minimum, dependant on the levels of compliance with cattle identification requirements. This is to verify that age related SRM controls and BSE testing requirements are complied with and to verify that the FBO is fulfilling their responsibilities as far as animal identification is concerned.

4.2.2 Increased level of cattle identification checks

Verification levels should be increased immediately following NC, until the reason for the NC has been established and rectified.

The OV should set an increased level of verification, sufficient to provide assurance that FBO controls are applied effectively. The OV should raise any concerns with the FVC in the first instance.

Once the OV is satisfied that the FBO has addressed and corrected the root cause of the NC, the verification level should return to the 10% level.

4.2.3 Flexibilities on identification checks

Identity checks must be random and spread throughout the day, every day. There is flexibility on the number of animals to be checked each day, as long as the required percentage is achieved by the end of the week. Checks should be spread throughout the day and should not fall into a pattern, for example, concentrated in any particular day or part of a day.

To allow FSA to provide continued assurance to the consumer and customers that BSE testing is conducted on all relevant bovines, the identification of at least one animal should be verified every day to prevent any potential relaxation that may arise without daily checks.

The Cattle NC online form, (available in the 'Applications' section of Digital Workplace) has columns for the number of cattle killed and the number of carcasses checked.

It is appreciated that, in smaller establishments, operationally it may be more practical to verify cattle identity of a higher percentage.

4.2.4 Recording non-compliances

Every week, the OV must record and submit all identified NCs using the Cattle NC online form.

Note: The Cattle NC online form can be found in the Applications section of Digital Workplace

A NC should only be recorded when an identification problem **has not** been detected by the FBO and it is identified by FSA operational staff for the first time.

Any questions regarding the use and completion of the form should be directed to the relevant FVC in the first instance.

4.2.5 Non-compliances identified outside the relevant percentage checks

If a problem is identified outside of the percentage in force, action should be taken by the OV / AO as necessary. Issues identified outside of the random checks should be recorded in the cattle ID NC online form and should be considered an additional check for that day.

4.2.6 Non-compliances which must trigger an increase in supervision checks

- Failure to classify and slaughter the animal in the correct age category (under thirty months (UTM), OTM and cattle that require BSE testing).
- Unless authorised, slaughter of a bovine animal that requires BSE testing.
- Slaughter of cattle born in, or imported into, the UK before 1 August 1996.
- No ear tags.
- Different ear tags.
- No passport / wrong passport.
- The sex and / or breed of the bovine obviously does not match details recorded on the passport.
- Passport appears to have been tampered with or amended or any other obvious reason to suspect that it is not valid.

4.2.7 Establish identity to the satisfaction of the OV

It is the responsibility of the keeper to correctly identify the animal.

It is the FBOs responsibility to ensure that animals that are slaughtered are properly identified.

When the animal has already been slaughtered and no valid official cattle identification document can be obtained, the carcass must not be health marked.

Note: Notwithstanding cases referred to the LA for investigation, it is still the OV who must make the final decision regarding the acceptability of the animal for health marking.

4.2.8 Suspect forgery or fraud

In cases of doubt or suspicion of forgery or fraud, when the animal has already been slaughtered, carcasses must not be health marked while enquiries are being made.

If the OV has reasonable grounds for suspecting that a cattle passport may be inaccurate, for example, where there is a clear disparity between the age given on the passport and the dentition, the OV must initiate further checks to establish whether the documentation is correct.

4.2.9 FSA check of cattle register

The OV must inspect the FBO's cattle register each month to ensure that the records are being completed promptly and accurately (see sub-topic 3.3 on 'Cattle register'). The OV should:

- check at least 1% of the entries made
- sign and date the register with details of the number of entries checked and found acceptable
- if the register is kept electronically, make an entry in the daybook to prove that checks have been made

If the register is found to be deficient, you must take action as detailed in section 5 on 'Enforcement' of this chapter.

4.3 Pre-slaughter check: Cattle

4.3.1 FSA verification duties

The FSA is required to verify that FBOs have complied with their responsibilities as far as animal identification is concerned.

Reference: (EU) 2019/627, Article 43 (1).

4.3.2 AO action when a live animal discrepancy is recorded

The AO must take the following actions when the FBO reports a live animal discrepancy:

- confirm that the FBO has taken the actions as specified on page 3-8 of this chapter
- assess the identification or evidence provided by the FBO
- supervise the slaughter and disposal of the carcase if no identification or acceptable evidence of identification is provided by the FBO (see sub-topic 4.3.8 to 4.3.10 of this chapter)

4.3.3 Opportunity to provide evidence

If a live bovine is presented with any of the following, the OV must allow the keeper opportunity to establish the animal's identity and provide the reason as to why the animal was presented without correct identification:

- no ear tag

- one ear tag (when double tagging is required)
- mismatched ear tags
- the wrong passport
- no passport

Caution: A bovine animal without any ear tag cannot be reconciled against any documentation provided and it is unlikely that sufficient evidence can be presented to authenticate identity and permit re-tagging.

Animals with ear tag discrepancies such as no ear tags or mismatched ear tags must be notified to LA using the form AID 5/7 Part 1 (FSA Referrals to LA).

When more than one bovine animal from the same holding have been submitted with only one official ear tag and/or passports with missing data, and also if repeated cases from the same origin occur within a week, the OV is also to notify the LA using the form AID 5/7 Part 2 (FSA Referrals to LA).

Isolated instances of this kind in which the OV has been able to obtain a satisfactory explanation of the reasons for the discrepancy and also when there is no clear evidence of illegal activity do not need to be reported.

4.3.4 Genuine mistake suspected

If after initial enquiries, the evidence available to the OV clearly shows that a genuine mistake has been made with a cattle passport (for example, passport misplaced, accidentally destroyed or lost), the OV can obtain clarification on the animal status by contacting the BCMS helpline (8:30 to 5:00 pm) on:

0345 050 1234 – England

0345 050 3456 – Wales

18001 0345 050 1234 – Type talk for the hearing impaired

or online at [BCMS](#)

When the BCMS reference number is issued, the OV will follow up with an email describing the situation to the BCMS e-mail address: bcmsenquiries@rpa.gov.uk. This email will include pictures of the animal and its ear tag (front and back) to allow BCMS to carry out their investigation.

BCMS will reply to the OV by email, including shots of the CTS database and confirming the animal status (for example, the animal is alive and in the holding). BCMS will also state that there are no objections on their part for the animal to be slaughtered, as far as its identification is concerned.

Should the investigation reveal a different result this will also be clearly stated in the email to the OV.

If the wrong passport was presented to the OV, this can be returned to the keeper once the BCMS investigation has produced a result.

4.3.5 Suspected fraud

If fraud is suspected, the details must be referred to the LA Trading Standards Department and copied to the Deregistration Department at BCMS by emailing bcmsenforcementreferrals@rpa.gov.uk.

Reference: See the section 5 on 'Enforcement' in this chapter for additional information.

4.3.6 Identity established

If the identity of the live animal has been established to the satisfaction of the OV and:

- is re-tagged satisfactorily
- the animal is presented with at least one official tag which matches the passport
- the OV may allow the animal to be slaughtered for human consumption

4.3.7 Correct passport supplied

Should the correct passport be provided within 48 hours the animal may be slaughtered for human consumption. If reliable evidence available shows that the passport exists (for example, a legible photocopy is produced when the passport is not presented on arrival to the slaughterhouse), the animal may be slaughtered but the carcase will be detained pending arrival of the original passport.

Please note that cattle passports are not issued for dead animals.

4.3.8 Identity not established: FBO action

If the identity of the animal is not established to the satisfaction of the OV and the animal:

- is not re-tagged

- is re-tagged with tags that do not reconcile with the passport
- no correct passport is provided (including when BCMS investigation results, as triggered by the OV, confirmed that the animal's identity cannot be verified)

the FBO must slaughter the animal separately, then stain and dispose of the appropriate category of ABP under supervision by FSA operational staff.

4.3.9 Identity not established: AO action

If the identity of the animal is not established to the satisfaction of the OV, the AO must mark the passport 'not reconciled' and return to BCMS with a copy of the AID 5/4 (Cattle Identification NC Report) detailing the non-compliance. **All non-reconciled passports must be returned to BCMS by FSA staff.**

Reference: See chapter 9 on 'Forms' for a copy of AID 5/4.

Note: See the section 5 on 'Enforcement' in this chapter for additional information.

4.3.10 Daybook entries

Details of all identification issues and their outcomes will be recorded in the plant's daybook. Likewise copies of the emails related to BCMS enquiries will be kept by the OV in the plant's files.

4.4 Post-slaughter: Cattle

4.4.1 Check of kill sheet

The FBO will provide FSA staff with copies of kill sheets. These should be checked to verify the accuracy of the data registered and to confirm throughput information.

Note: FBO kill sheets may no longer be used as an alternative to the AID 5-1, as this is now a compulsory form.

4.4.2 FSA verification of identity

The FSA AO is responsible for verifying that the representative sample of bovine animals which have been slaughtered for human consumption are:

- correctly identified

Manual for Official Controls | Amendment 109

- accompanied by a valid passport (checks include ear tag number, sex and breed)
- in compliance with age criteria applicable in the establishment
- imported animals have the required official documentation

Reference: See the section 1 on Legislation and section 3 on 'FBO responsibility' in this chapter for additional information.

Note: AOs should check that when two ear tags are fitted, these both bear the same identity.

4.4.3 FSA post-slaughter identity checks

The following checks must be carried out post-slaughter by an FSA AO for the appropriate percentage in force, and relevant action taken for any discrepancies.

Stage	Check
1	The animal has official, valid ear tags
2	The ear tag details match the passport
3	The dentition is consistent with the date of birth on the passport and does not indicate any obvious signs of fraud
4	The passport is valid and the sex and breed of the animal match the passport
5	The inside back page for import details (if any)

4.4.4 Requirement for proof of identity

The OV is to notify the operator of any carcasses without the correct identification without delay. The FBO should be given the opportunity to present evidence to allow the OV to be confident that the identity of the carcass was ascertainable.

Caution: Clear and unambiguous proof will be required and more than one piece of evidence may be needed to substantiate the identity of the animal.

Reference: See section 5 on 'Enforcement' of this chapter for additional information.

4.4.5 Ongoing disputes

Where there is an ongoing dispute regarding the identity of a carcass, and the FBO or primary producer is awaiting the results of DNA testing, the FBO should be offered the option of freezing the carcass.

Reference: See the sub-topic 5.2.2 on 'Disposal of carcasses' of this chapter for additional information.

4.5 Verification of age: Cattle

4.5.1 FSA responsibility

The principal guide for age estimation of cattle is the date of birth on the passport. The OV may, however, take into account other factors, such as dentition, and carcass characteristics such as ossification, when establishing if the identity of the bovine is ascertainable.

An AO must carry out a dentition check on the relevant percentage of carcasses presented as less than 30 months old, and record the results on AID 5/1 (Cattle Identification Record) if 5 or more permanent incisors are erupted.

Reference: See chapter 9 on 'Forms'.

Reference: See topic 2.7 on 'Cattle age requirements' of this chapter for additional information.

4.5.2 Who completes AID 5-1?

The authorised officer who carried out the inspection must complete and initial each entry.

The OV who checks all the entries on the form must then sign the form.

Note: If the FSA authorised officer who completed the entries is the only FSA authorised officer present, they must also sign the OV confirmation section, having first carried out a secondary check of their original entries.

4.5.3 Frequency of completion

The AID 5-1 must be completed daily; fill in as many AID 5-1s as necessary to cover the number of cattle ID checks being undertaken.

4.5.4 Bovines requiring BSE testing

From 1 March 2013, there is no requirement to test for BSE in healthy slaughter cattle born in one of the EU-25 countries.

However, there remains a requirement to test certain 'risk cattle', depending on their age and origin and AOs must remain vigilant when undertaking cattle ID checks that such cattle are identified.

Full details of BSE testing requirements are located within chapter 2.6 on 'TSE testing' and all AOs undertaking identity checks must be familiar with the testing requirements.

4.5.5 Earliest date of birth (DOB) for slaughter of cattle requiring BSE testing or SRM VC removal

Determine the earliest date of birth for slaughter for O24M / OTM / O48M processing – as appropriate – that corresponds to the current date, using the relevant Bovine Eligibility Checklist.

Locate today's date on the chart, and enter the corresponding '**Earliest date of birth for slaughter**' from the right hand column. Enter this date in the relevant box on the AID 5/1.

Reference: Copies of Bovine Eligibility Checklists for O24M, OTM and O48M are available. If you require a spare copy, please contact Corporate Support Unit (CSU) York.

4.5.6 Completing AID 5-1

FBO kill sheets may no longer be used as an alternative to the AID 5/1, as this is now a compulsory form.

The whole of the AID 5-1 must be completed, but only for the relevant percentage of carcasses checked.

The following boxes must be completed on the AID 5-1:

- Approval Number
- Establishment Name
- Date
- Earliest date of birth for slaughter of cattle (BSE testing / SRM VC removal)
 - O24M, OTM and O48M

Manual for Official Controls | Amendment 109

-
- Total number of cattle slaughtered
 - Total number of cattle checked
 - % of cattle checked

Check if the animal was born or imported into the UK before 01/08/96

If imported, check if this was on/after 01/08/1996 **and what the BSE testing age is for the country of origin**, then:

- enter the kill number
- enter the ear tag number
- enter the date of birth
- indicate 'yes' or 'no' for imported, BSE test needed and valid passport
- for animals presented as UTM if there are 5 or more permanent incisors enter the number
- in the case of an invalid passport, complete form AID 5/4

Once completed, sign the AID 5-1.

4.5.7 OV confirmation

The OV must check the information provided on the AID 5-1, ensuring that each entry is initialised by the authorised officer who undertook the inspection, and confirm that:

- any cattle that require BSE testing have been identified and that appropriate action has been taken
- any animal born before 1 August 1996 has been identified, appropriate action has been taken
- any discrepancy relating to the animals age has been identified, the appropriate action has been taken

Reference: See chapter 7 on 'Enforcement' for additional information.

4.5.8 Discontinuous establishments

In smaller establishments, if the OV is not present at the end of the processing day another FSA authorised officer must check and sign the OV confirmation section. Similarly, where there is only one FSA authorised officer at the end of the processing day, they must complete and initial each entry, and then sign the OV confirmation section, having carried out a secondary check of their original entries.

Manual for Official Controls | Amendment 109

4.5.9 Retention of form

When completed and signed, the AID 5/1 must be retained in the plant file for 2 years.

4.5.10 Principles of cattle dentition

Expert advice and statistical evidence shows that:

- most animals with 6 permanent incisors erupted will be over thirty months of age
- a bovine animal with 7 or 8 permanent incisors erupted must be considered over thirty months of age

4.5.11 Disparity in stated age and dentition

If the OV has reasonable grounds for suspecting that the official cattle documentation may be incorrect, for example, where there is a clear disparity between the age given on the official cattle documentation and the dentition, the OV should initiate further checks to be satisfied that the documentation is genuine.

4.5.12 Guide to ageing cattle

This table of dentition is based on research but may be helpful in estimating bovine ages.

Note: 24 months = 730 days
30 months = 912 days

Permanent incisors	Minimum age days	Maximum age days
1 erupted	541	806
2 erupted	536	825
2 in wear	584	1019
3 erupted	689	961
4 erupted	715	937
4 in wear	732	1275
5 erupted	902	1277
6 erupted	978	1304
6 in wear	980	1498
7 erupted	1038	1742
8 erupted	1098	1715
8 in wear	1103	-

4.5.13 Water buffalo

The temporary incisors in water buffalo are significantly larger than those in other bovine species and may give rise to confusion.

In case of doubt the gum may be dissected to examine the teeth roots.

4.5.14 Actions where 5 or 6 incisors are erupted

After the AO has carried out the dentition check, and the passport indicates the animal is under thirty months old, but 5 or 6 permanent incisors are identified:

- there is no need to submit a brainstem for BSE testing
- if there is a significant discrepancy in the age compared to the dentition, the case may be referred to LA Trading Standards for further investigation; they may wish to retain some evidence, such as the head, for their investigations
- the carcass may enter the food chain if it has passed post mortem inspection, and VC is treated as SRM

4.5.15 Actions where 7 or more permanent incisors are erupted

Any animal with 7 or more permanent incisors erupted and a passport indicating that it is less than thirty months old should be detained and investigated in the first instance. These cases should be referred to the LA. Where no further information comes to light, the OV's final decision should be based on the fact that animals with 7 or more incisors erupted cannot be UTM.

Reference: See sub topic 4.5.16 on 'OV not satisfied' for further appropriate action.

4.5.16 OV not satisfied

Where the OV is unable to satisfy the identity of the carcass, the FBO should identify the carcass as an ABP, which should be stained and disposed of under FSA supervision. The passport presented with the carcass should be marked 'not reconciled' and returned to the BCMS.

4.5.17 Records

When an animal is slaughtered and during the verification of the relevant percentage of carcasses any of the following are identified:

- no tag
- illegible tags
- unofficial or unapproved tags
- evidence that a tag has been tampered with,
- 7 or 8 permanent incisors animal with an under thirty months passport

Do not allow the carcass to go for human consumption, and:

- mark the passport 'not reconciled' and return to BCMS with a completed AID 5/4 detailing the non-compliance

Note: Do not send passports and AID 5/4 forms to BCMS until all enquiries are complete.

- refer the matter to the LA and copy the referral to the BCMS Enforcement Referrals section (address: BCMS Enforcement Referrals Section, Curwen Road, Workington, CA14 2DD)
- record referrals to LAs / BCMS in the daybook
- record any enforcement action in the daybook and complete ENF 11/5 (Enforcement Programme)
- secure evidence, especially the heads of suspect animals with the ears and ear tags attached
- notify these cases to the FVC

Note: This ensures management are aware of issues which may be referred to them.

4.6 Cattle ear tag discrepancies

4.6.1 OV duties: action to take

When a carcass is presented without satisfactory ear tags, providing other eligibility checks have been completed satisfactorily, the OV should immediately notify the FBO of any carcasses without the correct identification and allow the FBO opportunity to present evidence to establish the identity of the carcass.

Note: These will be exceptional cases and the OV will probably need more than one piece of evidence to be convinced as to the identity of the animal.

Manual for Official Controls | Amendment 109

.....
The OV must be satisfied regarding the identity of the animal. If fraud is suspected the details must be referred to the Trading Standards Department and copied to BCMS by emailing bcmsenforcementreferrals@rpa.gov.uk.

4.6.2 Damaged ears

If the second ear is missing or badly damaged, both tags may be fitted to the same ear.

4.6.3 Illegible tags

If a tag is illegible, you should treat the carcass as if its tag(s) were missing.

4.6.4 Carcass with only one tag

Where a carcass is found with only one tag, the following applies:

- if the animal was born before 15 September 1998, such carcasses should be accepted with no further action (providing other eligibility checks have been completed satisfactorily)
- if the animal was born after 15 September 1998, there is evidence that a second tag had been fitted and all other eligibility requirements have been met, the OV may accept the carcass for human consumption
- if the animal was born after 15 September 1998, but there is no evidence that a second tag had been fitted, the OV may still accept the carcass for human consumption, provided any necessary checks are made to allow them to reasonably ascertain the identity of the animal

4.7 Cattle passport discrepancies

4.7.1 Definition: wrong passport

A 'wrong passport' is where the passport presented with the animal relates to an entirely different animal.

The passport is considered to be the wrong one if:

- it does not match the animal's ear tag, or
- the size / dentition of the animal indicates that the date of birth shown on the passport is incorrect

- the passport is not one of the three types of the UK passport

Note: Animals imported from EU: the passport is not the type issued by the relevant EC exporting country, when the animal is imported direct for slaughter and / or does not have an export health certificate, and / or does not have a Permit Authorising Movement of Cattle (MC2L) issued by DAERA (animals from Northern Ireland only).

4.7.2 Definition: invalid passport

An 'invalid passport' is where the passport presented with the animal does relate to that animal, but some of the details are incorrect or missing.

The AO should consider that the passport presented with a carcase is invalid if:

- it appears to have been tampered with or amended
- the sex or breed of the bovine obviously do not match the information on the passport
- details of the last holding where the animal has been kept are missing or do not match the FCI

Note: The OV may accept a passport as valid if minor information is missing (for example, it has not been signed by the last keeper) provided traceability of the animal has been maintained. The carcase may be passed fit for human consumption if the keeper or his agent signs the passport within 7 days of slaughter.

4.7.3 OV action

If a carcase has been presented for post-mortem eligibility checks with the wrong passport, an invalid passport or without a passport, the OV must follow the steps in the table below:

Step	Action
1	Detain the carcase
2	Notify the FBO that the passport is wrong, invalid or missing
3	Allow the keeper 48 hrs to present the correct passport or correct the deficiency Note: The carcase may be held for a period longer than 48 hrs if the OV has evidence that the correct passport has been located (is in possession of a photocopy)

Manual for Official Controls | Amendment 109

Step	Action
	Reference: See sub-topic 5.2.1 on 'Storage of carcase pending investigation' of this chapter for additional information
4	Retain control of the passport
5	Take enforcement action if appropriate

4.7.4 Pending further investigation

The carcase must not be passed as fit for human consumption until the original, valid passport is presented.

The OV should detain the carcase pending the outcome of investigations and follow the guidance in the table below.

The result of such investigation will determine health marking or disposal as ABP and possible enforcement action.

Reference: See the sub topic 5.2.2 on 'Disposal of carcasses' of this chapter for additional information.

If	Then	Passport to be returned to BCMS by
The correct passport is submitted	<ul style="list-style-type: none"> telephone BCMS (0845 050 1234) and ask them to confirm the animal's last known location if this matches the information on the passport, the carcase can be passed fit for human consumption the retained passport may be returned to the keeper do not complete an AID 5-4 form 	FBO
The passport is invalid, but the discrepancy is rectified (for example, by the movement section being completed or the keeper signing the passport)	<ul style="list-style-type: none"> the carcase can be passed fit for human consumption do not complete an AID 5-4 form 	FBO

Manual for Official Controls | Amendment 109

If	Then	Passport to be returned to BCMS by
The passport contains a minor breed discrepancy, but the animal's identity is not in doubt	<ul style="list-style-type: none"> the carcase can be passed fit for human consumption highlight the discrepancy on the passport with a red circle Give the passport back to the FBO for return to BCMS 	FBO
The correct passport is not submitted	<ul style="list-style-type: none"> instruct the FBO to identify the carcase as a Category 1 animal by-product, which must be stained and disposed of under FSA supervision do not return the retained passport to the keeper The passport must be returned to BCMS as un-reconciled with a completed AID 5-4 form. 	OV
The passport displays incorrect sex details	<ul style="list-style-type: none"> telephone BCMS and the relevant LA if necessary undertake further investigation to establish whether there is possible fraud or whether a genuine mistake was made when the passport was applied for <p>If fraud is suspected, the passport must be returned to BCMS as un-reconciled with a completed AID 5-4 form</p>	FBO or OV, depending on the outcome of the investigations
The passport appears to have been amended or tampered with	<ul style="list-style-type: none"> telephone BCMS and the relevant LA if necessary undertake further investigation to establish whether there is possible fraud <p>If any doubt remains as to the identity of the animal:</p> <ul style="list-style-type: none"> instruct the FBO to identify the carcase as an animal by-product, stain and dispose of it under FSA supervision The passport must be returned to BCMS as un-reconciled with a completed AID 5-4 form 	OV

Manual for Official Controls | Amendment 109

If	Then	Passport to be returned to BCMS by
The number on the ear tag has a 'UK' prefix, but the passport does not OR the tag number on the passport has a 'UK' prefix, but the number on the ear tag does not	<ul style="list-style-type: none"> instruct the FBO to identify the carcass as an animal by-product, stain and dispose of it under FSA supervision the passport must be returned to BCMS as un-reconciled with a completed AID 5-4 form 	OV

4.7.5 Action after investigation

If the passport is considered invalid or any doubt remains as to the identity of the animal, the OV must:

- mark the passport 'not reconciled' and return to BCMS with a completed AID 5/4 form detailing the non-compliance
- instruct the FBO to identify the carcass as an animal by-product, stain and dispose of it under FSA supervision
- record details in the daybook
- take enforcement action as appropriate

Reference: See the section 5 on 'Enforcement' in this chapter for additional information.

4.7.6 Right to request further documents

Pedigree certification that is pre-printed and can be confirmed with the breed society may be used to help establish the date of birth.

The OV may request additional information from the keeper (for example, herd record books) in order to satisfy that the documentation is genuine.

The OV may also contact BCMS to request details of the animal's records on CTS. The number to use for such queries is 01900 702130, or visit the website at www.bcms.gov.uk

4.7.7 Reporting stamped passports

Where cattle are identified live or presented slaughtered with a passport stamped 'NOT FOR HUMAN CONSUMPTION: Animal exposed to mammalian protein' the OV must inform, by telephone:

- Regional Veterinary Manager, APHA, Worcester (01905 763355)
- the local APHA office
- LA (Trading Standards Department)
- BCMS

Under no circumstances may carcasses from these animals be health marked for human consumption.

Note: Carcasses, offal and all other parts of the carcass (with the exception of the hide) must be disposed of as SRM Category 1 ABP.

4.8 Guidance on returning cattle passports

4.8.1 Reconciled passports given back to FBO

Once the eligibility checks have been satisfactorily completed for the relevant percentage of carcasses and the carcass has been accepted (or rejected) as eligible for human consumption the OV should give the passport to the FBO, for them to return it to BCMS.

4.8.2 Security of documents

All passports retained by FSA for further investigation must be kept under secure conditions by the FSA and must not be returned to the FBO or to previous keepers. The FBO may take photocopies of passports before slaughter or after slaughter, under FSA supervision.

4.8.3 Return of documents to BCMS: OV

A copy of the completed AID 5/1 should be filed in plant by the OV; there is no longer a requirement to send to BCMS.

In addition to the AID 5/1, copies of any AID 5/4s issued should also be enclosed in the polybag, attached to the passport(s) to which they relate (see following table).

Manual for Official Controls | Amendment 109

.....

Note: Further supplies of polybags (for the purposes of returning forms and non-reconciled passports to BCMS) are available by contacting BCMS on 0845 050 1234.

4.8.4 Return of non-reconciled documents to BCMS

Non-reconciled passports must be returned to BCMS, as detailed in the step-action table below.

Note: Do not send passports and AID 5-4 forms to BCMS until all enquiries are complete.

Step	Action
1	Stamp the passport with the plant document stamp
2	Write the words NOT RECONCILED in red across the passport
3	Complete an AID 5-4, detailing the non-compliance
4	Keep copies of documents on file at the plant
5	Attach the AID 5-4 and copies of any notices issued, to the appropriate passport
6	Place the passport and completed forms in the polybag

4.8.5 Animals rejected on pathological grounds

It is not necessary to complete an AID 5-4 for animals which were not passed fit for human consumption on pathological grounds. Do not write 'not-reconciled' on the passports relating to such animals.

4.8.6 Additional instructions: AID 5-4

For all passports marked 'not-reconciled', the death details page of the passport must be completed, even if the number on the passport was not the same as the number on the ear tag.

Complete the AID 5-4 with the number that appeared on the ear tag of the animal that was actually slaughtered. This will enable BCMS to update both the record of the animal slaughtered, and the record relating to the number that appeared on the passport.

4.9 Verifying eligibility of horses

4.9.1 Definition

The term 'horse' used throughout the MOC means any wild or domesticated soliped mammals of all species within the genus *Equus* of the family Equidae, and their crosses.

4.9.2 FSA duties

FSA staff are responsible for verifying that the FBO carries out all necessary checks on every horse, their passports, microchips and FCI prior to acceptance for slaughter, ensuring that the tasks are carried out accurately and that the horses presented to the OV for ante-mortem inspection are eligible to enter the human food chain. This includes undertaking checks to verify that the microchips, markings and descriptions in the passport match the horse presented for slaughter, taking into account natural changes that may occur, for example due to age and scarring, and also checks to verify that the details in the paper passport match those contained in the Central Equine Database (CED).

Carcases of solipeds must be examined for trichinosis. Trichinella testing is an official control. The OV is to ensure that sampling takes place and samples are appropriately identified, handled and sent for testing to an accredited laboratory. Full instructions are available in MOC Chapter 2.4, Section 5. Sampled carcasses are retained until reception of negative test results.

4.9.3 Central Equine Database (CED)

The CED is a centrally managed database of all equine identification data in the UK. The purpose is to secure the human food chain, and to help agencies deal with lost, fly-grazed, stolen or abandoned horses and combat criminal activity. The CED contains records of every equine registered with any UK PIO (Scotland, Wales, Northern Ireland and England). Updated: [The CED can be accessed at <https://ced.equineregister.co.uk/> or via the FSA intranet homepage (Applications Lists-Links-Central Equine Database).] FSA officials need a name and password provided by Equine Register to log in.

The FSA and Defra have agreed that OVs and MHIs use the CED as a platform to:

- assist with the equine identification verification checks, and

- report the slaughter of horses and the outcome of the carcase (either in or out of the human food chain).

Updated: [FSA officials do not have access to equivalent national databases for countries other than the UK, however they can access national chip checkers when those exist and are open to the public. For example, the Republic of Ireland horse chip checker can be found at <https://EquineChipCheck.agriculture.gov.ie> and allows visitors to check whether a horse UELN (passport number) or an equine microchip number is valid.]

4.10 Verifying eligibility of horses: Pre-slaughter

4.10.1 OV action: pre-slaughter horse identification and FCI checks

The OV must examine the passport and FCI of every horse presented for slaughter for human consumption. Taking all necessary precautions in terms of Health and Safety, the OV also needs to be satisfied that the microchip recorded in the passport is also present in the horse.

Please note that this is verification of the FBO duties, it is part of the official controls and does not replace the FBO's responsibilities.

The entire passport must be checked to ensure it fully relates to the horse presented with it and to spot potential signs of fraud.

Every UK passport of horses presented for slaughter must be checked against the CED and this constitutes part of the identification verification checks.

Details around horse passports, microchips and specific identification requirements for wild or semi wild horses originated from certain designated areas can be found in Section 2.13 of this chapter. Food Chain Information requirements can be found in MOC Chapter 2.1, Section 2.3.

Useful information can be found in Annexe 3 to this chapter "*Weatherbys Passport Evolution*" where Weatherbys has provided us with details around the changes introduced in the appearance of their passports over the years. Also Annexe 5 "*Weatherbys Passports: Signs of Tampered Passport*" provide further guidance on what to look for to spot potential passport fraud.

In the event that FSA staff have a query regarding the passport, in the first instance they should contact the relevant PIO for clarification. If the PIO is unable to satisfactorily resolve the query, FSA staff should email the SLA and Contract Team, with full details.

Manual for Official Controls | Amendment 109

4.10.2 Common horse identification issues

The table below provides some guidance on certain common horse identification issues and an indication of the most appropriate course of action:

Problem identified	Action
No passport, even if accompanied by breed society documentation	Ineligible for slaughter for human consumption updated: [until the correct passport is provided] (however, be aware of derogations applicable to wild and semi-wild horses living in designated areas)
FCI absent (wild and semi-wild horses originated from the designated areas must be presented with FCI too)	Ineligible for slaughter for human consumption
No Section IX (Section II for passports issued from 1 January 2016)	Ineligible for slaughter for human consumption
Section IX stamped/signed to indicate that the horse is not intended for human consumption (Section II for passports issued from 1 January 2016)	Ineligible for slaughter for human consumption
Microchip number on passport does not match that in the horse	Ineligible for slaughter for human consumption
There is more than one microchip in the horse	This is an irregularity that requires further investigation. Occasionally more than one microchip is present in a horse; if PIO and veterinarian can offer a satisfactory explanation, this must be taken into account before a final decision is made.
Microchip recorded on passport cannot be detected in the horse	This is an irregularity that requires further investigation. Consider possible faulty microchip present in the neck or migrated to another part of the body. Consider if the wrong passport has been presented with the horse.
Microchip detected in horse, but not recorded on passport	This is an irregularity that requires further investigation. Note that some microchips inserted prior to 2009 may not always be recorded in the passport, use the horse markings to decide if identity can be ascertained. Consider if the wrong passport has been presented with the horse. Also, consider if the microchip appears registered to a different horse.

Manual for Official Controls | Amendment 109

Problem identified	Action
CED shows that the horse is not eligible for the food chain	Ineligible for slaughter for human consumption
The record for the horse is not found in the CED	If the passport was issued by a UK PIO, the horse is in principle not eligible for slaughter for human consumption. Further investigation might be required.
Passport from The National Pony Society (NPS) appears as non-eligible for the human food chain in CED but the Section IX appears as eligible	Ineligible for slaughter for human consumption. There are some NPS passports where the pony was declared out of the food chain on the PIO database, but this does not appear in the passport. The reason for this is unknown and there is nothing in the passport to indicate the status of the animal. The CED has been updated with the correct food status as per the original PIO database. (Weatherbys has taken over)
Passport from Pleasure Horse Society (PHS) appears as non-eligible for the human food chain in CED	Ineligible for slaughter for human consumption. All PHS passport have both parts of the Section IX signed and are ineligible for slaughter for human consumption. (Horse Passport Agency has taken over)
Passport from The Spotted Horse and Pony Society issued after 12 May 2008	Ineligible for slaughter for human consumption. Any passport issued after this date has been issued illegally. (Pet-ID Equine has taken over)
Passport from The Gypsy Cob Society Ltd issued after 25/10/2010	Ineligible for slaughter for human consumption. Any passport issued after this date has been issued illegally (The Lipizzaner National Stud Book Association of Great Britain has taken over)
Passport from Irish Horse Register containing several Section IX pages	This is an irregularity that requires further investigation. When the layout of the Section IX changed in 2009, the PIO “updated” some passports by adding additional Section IX pages compliant with the new requirements to old passport already containing Section IX page.
Passport from Irish Cob Society	Ineligible for slaughter for human consumption until the validity of the passport is first verified with DAFM.

Manual for Official Controls | Amendment 109

Problem identified	Action
	<p>The Department of Agriculture, Food and the Marine in Ireland (DAFM) have advised that <u>no horse with an Irish Cob Society passport should be slaughtered</u> before the validity of the document and eligibility for slaughter for human consumption is first verified with DAFM. The entire passport must be scanned and emailed to HorseID@agriculture.gov.ie</p> <p>Discussing with the FBO in advance will prevent disappointment.</p>
Documents issued by Joint Measurement Board (JMB)	<p>JMB used to issue identity documents before the current PIO system was put in place. They applied to be a PIO but were rejected, so stopped issuing them. JMB was never authorised by Defra to issue passports and for that reason their database has never been transferred to the CED</p> <p>JMB documents are not valid equine passports and an animal presented with one of these documents is ineligible for slaughter for human consumption.</p>
<p>Older equine born on or before 30th June 2009 presented for slaughter on or after the following dates and with a passport issued by a PIO based on one of these countries which has never had a microchip inserted (compulsory retrospective microchipping):</p> <ul style="list-style-type: none"> - England: 1 October 2020. - Wales: 12 February 2021. - Scotland: 28 March 2021. - Northern Ireland: not applicable 	<p>The absence of a microchip in this older equine should not rule it out of the human food chain if the passport is valid with clear food chain information and the equine remains eligible for slaughter for human consumption.</p> <p>Defra has not requested that the CED be amended and for that reason, an equine missing a microchip will not be automatically ruled out of the food chain.</p> <p>Updated: [However, it constitutes a non-compliance and the absence of microchip] must be reported to the LAs Cc to Equine.Identification@defra.gov.uk</p>

4.10.3 OV further checks

Once the owner has presented the passport and after the FBO has decided that the horse will be presented for ante-mortem inspection, the OV should make checks to ensure that there is no visible evidence to indicate that substances with a pharmacological effect have been administered which may make the meat unfit for human consumption.

Where there are any drugs listed in a horse passport or FCI, the OV must check the latest position on withdrawal periods and authorisation status by referring to the VMD website.

Any horse treated with a prohibited substance, as detailed in Table 2 of the Annex to Commission Regulation (EU) No 37/2010, or any horse treated with phenylbutazone, can never be used for human consumption.

Table 2 of the Annex to Commission Regulation (EU) No 37/2010 includes:

- Aristolochia spp. and preparations thereof
- Chloramphenicol
- Chloroform
- Chlorpromazine
- Colchicine
- Dapsone
- Dimetridazole
- Metronidazole
- Nitrofurans (including furazolidone)
- Ronidazole

4.10.4 OV action: horses incorrectly identified

The OV is to verify compliance of the FBO's duty to ensure that animals accepted for slaughter are properly identified. The OV is to ensure that animals whose identity is not ascertainable are killed separately and declared unfit for human consumption.

Only if the welfare of the horse could be compromised by delaying the slaughter, the animal may be slaughtered even if the legally required information concerning its identity has not been supplied, but this information must be supplied before the meat is passed as fit for human consumption.

.....

Horses delivered to a slaughterhouse that are incorrectly identified must not be allowed to leave the premises. However, a horse may be correctly identified and still be ineligible for slaughter for human consumption (for example, the Section IX is signed, withdrawals periods have not been observed). Horses correctly identified but not eligible for slaughter for human consumption can leave the abattoir provided no other restrictions apply (for example disease controls).

Full details of discrepancies or signs of tampering identified at this stage or reported back to the OV by the PIO on reception of the passport after slaughter, must be recorded in both plant Day Book and Kill Sheet. The passport, FCI and any other relevant documents must be retained as evidence and made available to the Local Authorities at the earliest opportunity. Early contact with the Local Authorities is essential to preserve any other evidence they might require.

Signs of tampering identified and reported back to the OV by the PIO on reception of the passport after slaughter must be communicated to the FBO at the earliest opportunity to facilitate the withdrawal of any affected meat from the market as soon as possible.

Horses that are presented incorrectly identified must be slaughtered separately and disposed of as Category 2 Animal By-Product.

Abattoirs are intended for the slaughter of healthy and correctly identified animals for the production of meat intended for human consumption. The admission of animals known to be non-eligible for human consumption with a view to destine the carcasses to feeding zoo animals is not acceptable.

4.11 Verifying eligibility of horses: Post-slaughter

4.11.1 Removal of microchips

Following slaughter, FSA staff must:

- verify that the FBO scans the carcass for the presence of microchips
 - verify that the FBO identifies and locates any implanted microchips
 - verify that the FBO removes the microchip and hands it to the FSA staff
- AND**
- dispose of the microchip in the clinical waste container provided by the SLA and Contract Team

If the microchip is located but cannot be removed that part of the carcass containing the microchip is not eligible for the food chain and must be removed before the rest of the carcass can be released into the food chain.

4.11.2 Age verification for horses presented without passport

Foals under 12 months of age may be moved directly to slaughter from the designated areas without a passport and without a microchip (for full details on identification requirements, please refer to sub-topic 2.13.4 of this chapter). These foals may be eligible for the human food chain if the dentition check performed after slaughter confirms that the animal is under 12 months of age and has visible cups of the temporary lateral incisors. If the dentition check confirms that the animal is older than 12 months, the carcass and all body parts will be totally condemned on the basis of inappropriate identification.

Annex 2 to this chapter contains practical guidance on performing these dentition checks.

Horses accompanied by their passports are not subjected to routine dentition checks.

4.11.3 Reporting slaughter of the horses in the CED

The UK passport of every horse presented for slaughter must be checked against the CED as part of the identification verification checks and then, the date of slaughter of the horse and the outcome of the carcass is to be recorded in the CED to keep it up to date.

4.11.4 Return of passports

Following slaughter, FSA staff must:

- cancel the passport by application of the plant stamp at, as a minimum, the silhouette page and Section IX (Section II for passports issued from 1 January 2016) of the passport
- the stamp must be signed, dated and the outcome of the horse / carcass must be indicated
- invalidate the passport by cutting the top right corner of the passport (all pages)
- retain the passport and FCI for horses subjected to RIM sampling for a period of at least 12 weeks (a copy, either paper or electronic, of the passport must be sent to the PIO with a note explaining why the original passport cannot be sent back yet).

In the event of a positive RIM sample:

Manual for Official Controls | Amendment 109

- an SLA and Contract team member will contact the FSA team at the establishment and ask them to scan and email specific pages from the passport in question
- FSA staff must then send the passport in question and FCI to the SLA and Contract Team, by special delivery

In the event of horses not being subjected to any tests, FSA staff should:

- return UK issued passports to the approved Passport Issuing Organisation within 7 days of the date of death
- return non-UK passports to the competent authority of the country where the horse passport originates; [EU competent authority addresses](#) can be found online.
- return rump stickers to the issuing PIO.

These passports must be sent using the International Standard Tariff together with a cover letter produced using FSA template (see Annexe 6).

If you are unsure of where to send the passport, please contact SLA and Contracts team.

Updated: [Posting passport parcels outside the UK requires customs declaration produced both electronically, at the time of making payment for the stamps via the Post Office FSA account, and physically when dropping the parcel at the post office.]

4.11.5 Weekly kill record

Following slaughter, FSA staff should record details of all horses slaughtered on to the establishment's horse passport Excel spreadsheet, which should be emailed to the SLA and Contract team on a weekly basis. Blank copies of the spreadsheet are available on request from the SLA and Contract team.

5. Enforcement

5.1 Introduction

5.2 Storage and disposal of carcasses

5.1 Introduction

5.1.1 Failure of FBO duties

In cases where there has been a clear breach of the domestic or EU requirements for the FBO to establish animal identity, action should be taken to refer the matter to the LA Trading Standards Department and escalate the breaches of Regulation (EC) 853/2004 in accordance with the hierarchy of enforcement.

Serious or persistent breaches should be recommended for prosecution in the normal way.

Reference: See chapter 7 on 'Enforcement' for additional information.

5.1.2 Inadequate cattle register

If the inspection shows that the register has not been correctly maintained, the OV should:

- notify the LA immediately in writing
- copy the details to the BCMS Enforcement Referrals Section:
Cattle Enforcements and Referrals Section
BCMS
Curwen Road
Workington
CA14 2DD
Email: bcmsenforcementreferrals@rpa.gov.uk
- record details in the plant daybook
- inform the FBO that a report of discrepancies and / or breach of the law are being reported to the LA for consideration

5.1.3 Reasons for suspicion

Several things may give the OV grounds for suspecting cattle identity fraud.

Examples include:

- tampered ear tags
- shiny new ear tags
- different character fonts on the same ear tag
- extra holes in the ear with no tag
- short period of residence on any holding on the passport
- passport alterations / omissions
- wrong breed / sex / colour
- absence of thymus in the carcase if presented as UTM
- very little cartilage in the vertebral spinous processes if presented as UTM
- dentition checks

5.1.4 Official controls on farm of provenance

LAs (Trading Standards Department) are responsible for enforcement of Animal Identification legislation and Trades Description legislation. The OV should inform the LA in which the slaughterhouse is situated of any suspect offence regarding:

- the identification of animals
- movement records, and
- suspect fraudulent documents

Reports should be made promptly and in writing, so that enforcement action is not prejudiced where there are time limits for action set down in the legislation.

You must keep detailed records in the daybook and retain any evidence and copies of documentation that could be used in an investigation.

5.1.5 Notifying BCMS

Details of all referrals to the LA regarding cattle identity should be sent to the BCMS for follow up action:

BCMS Enforcement Referrals Section
Curwen Road
Workington

CA14 2DD

Tel: 01900 702130

Email: bcmsenforcementreferrals@rpa.gov.uk

5.2 Storage and disposal of carcasses

5.2.1 Storage of carcasses pending investigation

The OV should instruct the FBO to inform the keeper that the carcass will not be health marked pending the outcome of any investigation by the LA. This may include DNA testing of suspect animals.

Note: Investigation may take a period of time during which chilled carcasses could deteriorate. Formally detain the carcass under Regulation 10 (1) of the Food Safety and Hygiene (England) Regulations 2013 or Regulation 9 (5) of the Food Hygiene (Wales) Regulations 2006, (form ENF 11/26) for further examination / sampling.

The owners of carcasses that have not been health marked pending investigation must be kept fully informed of the position and given the opportunity to request that the carcass is frozen or boned and frozen under supervision at their own expense until the investigation has been completed.

The frozen carcass should be marked in accordance with the instructions in chapter 7 on 'Enforcement', sub-topic 3.2.1.

The OV must be satisfied that if the carcass is to be frozen away from the slaughterhouse that satisfactory control and detention remain in place.

Note: Ensure that the LA is informed and that any further enforcement and disposal is done in conjunction with them as the enforcement body with responsibility outside the approved establishment.

5.2.2 Disposal of carcasses

When the OV is satisfied that a bovine animal's identity is not ascertainable, the carcass must not be health marked and must be declared unfit for human consumption by the OV. The FBO should dispose of the carcass as follows:

- carcass containing SRM (including the VC in carcasses from animals suspected or confirmed as being OTM) should be slashed, stained with adequate blue staining and disposed of as SRM (Category 1 ABP)

Manual for Official Controls | Amendment 109

- carcasses that have had all SRM removed (including vertebral column in bovine carcasses suspected of being OTM) should be slashed and stained with a dark colourant of sufficient strength and disposed of as Category 2 ABP; the SRM should be stained with adequate blue staining and disposed of as (Category 1 ABP)

Reference: See chapter 2.6 on 'TSE Testing' for additional information.

Where surrender is not forthcoming, the OV should put in writing the reasons why they are formally declaring the meat unfit for human consumption in accordance with Regulation (EU) 2019/627 Article 45.

Note: Where the FBO continues to refuse to dispose of meat that has been declared unfit, follow the ABP provisions relating to the treatment of meat declared unfit for human consumption in chapter 2.8 Animal By-Products.

6. Annexes

Updated: **Note:** Some of these pages can only be accessed by FSA staff on FSA devices. Local Authorities should check in the Food Law Code of Practice and available on [FSA LINK](#) or within your local Food Liaison Group or on the Knowledge Hub to see if there are other LAs that are willing to share their template forms

Annexe 1	Example of rump sticker and derogation disposal form
Annexe 2	Guide for performing horse dentition checks (under 12 months of age)
Annexe 3	Weatherbys passport evolution
Annexe 4	Weatherbys RCVS and Beva identification of horses booklet
Annexe 5	Weatherbys passports - signs of tampering
Annexe 6	Letter template: Return non-UK passports