

## **Animal Welfare non-compliances for Q1 2020/21**

These slides are set out by species and show numbers of welfare non compliances in each area of the slaughterhouse (Unloading, Lairage, Movement & Restraint, Stunning, Bleeding) and include a separate section for Management Responsibilities. Management Responsibilities cover areas the business operator is responsible for such as keeping up-to-date Standard Operating Procedures. The slaughterhouse layout is for illustrative purposes only and is not intended to reflect all methods/legal requirements of slaughter.

The data also shows numbers of non-compliant premises, numbers of affected animals and types of enforcement actions taken. Approximate throughput is provided.

Food Standards Agency conduct announced audits of approved meat establishments. Each month we publish the most recent audit scores for approved meat establishments in England, Wales, and Northern Ireland. Further information, including a [link to the published scores](#) can be found online.

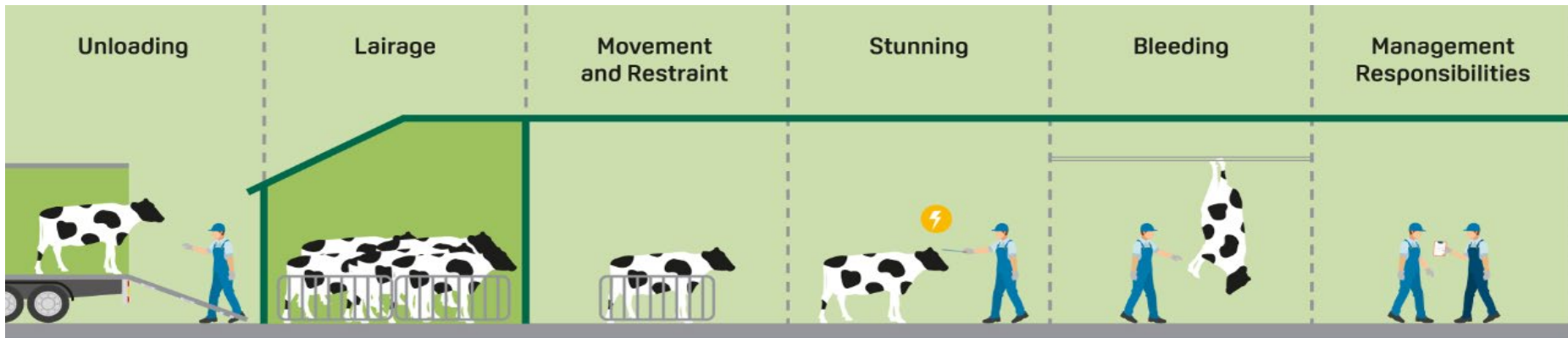
# Animal Welfare Non Compliances – Cattle – Q1 2020/21

<b>Total Plants</b>	<b>145</b>
<b>Throughput*</b>	<b>450,000</b>
<b>No of NC Plants</b>	<b>18</b>
<b>Total NC</b>	<b>30</b>
<b>No of Affected Animals</b>	<b>170</b>

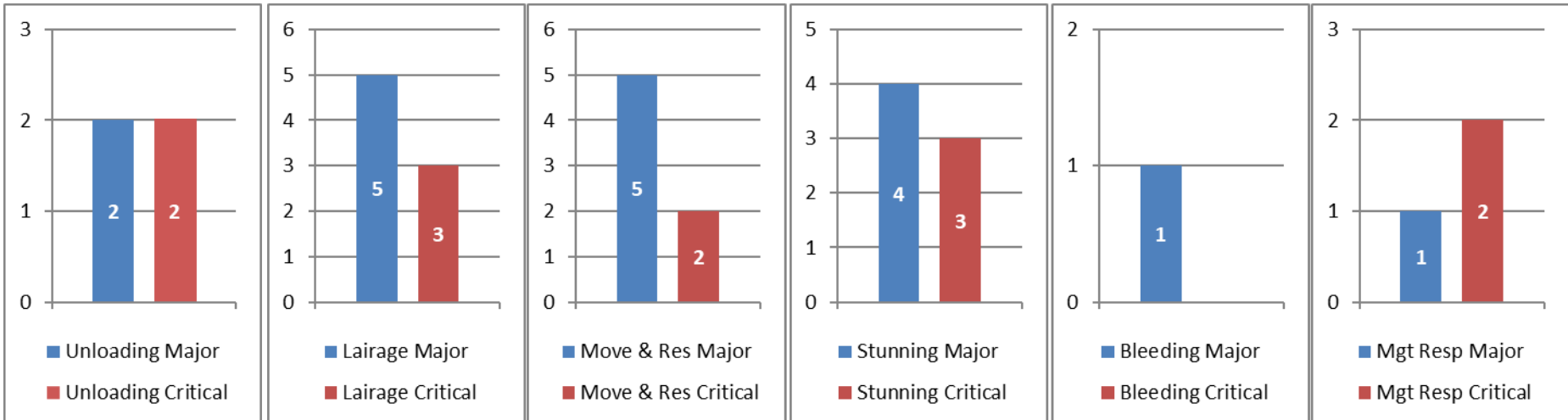
\* Throughput rounded

Enforcement Action	
<b>Verbal</b>	<b>19</b>
<b>Written</b>	<b>9</b>
<b>WEN</b>	<b>3</b>
<b>Referred For Investigation</b>	<b>2</b>

A single non-compliance may require multiple enforcement actions



Number of Non-Compliances



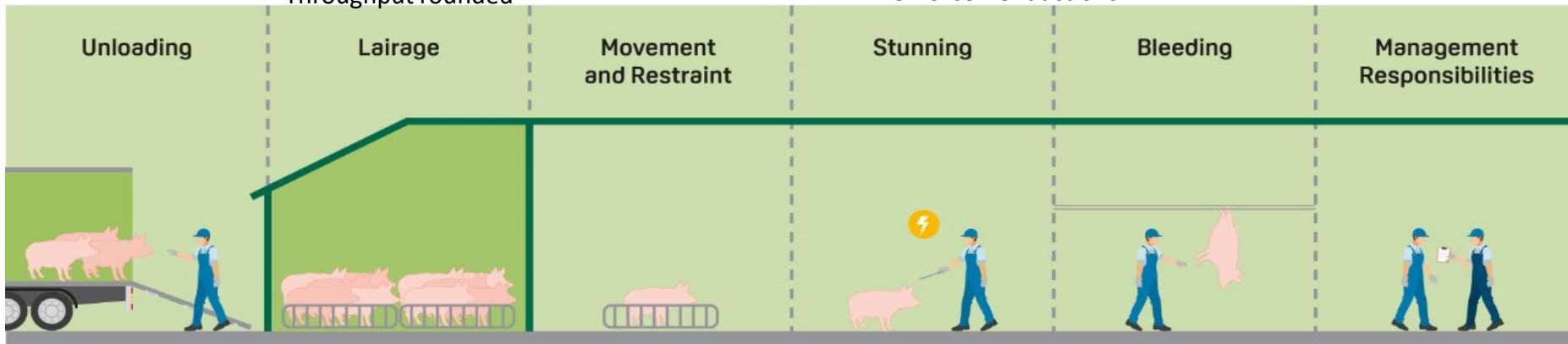
# Animal Welfare Non Compliances – Pigs – Q1 2020/21

<b>Total Plants</b>	<b>101</b>
<b>Throughput*</b>	<b>2,178,100</b>
<b>No of NC Plants</b>	<b>8</b>
<b>Total NC</b>	<b>8</b>
<b>No of Affected Animals</b>	<b>72</b>

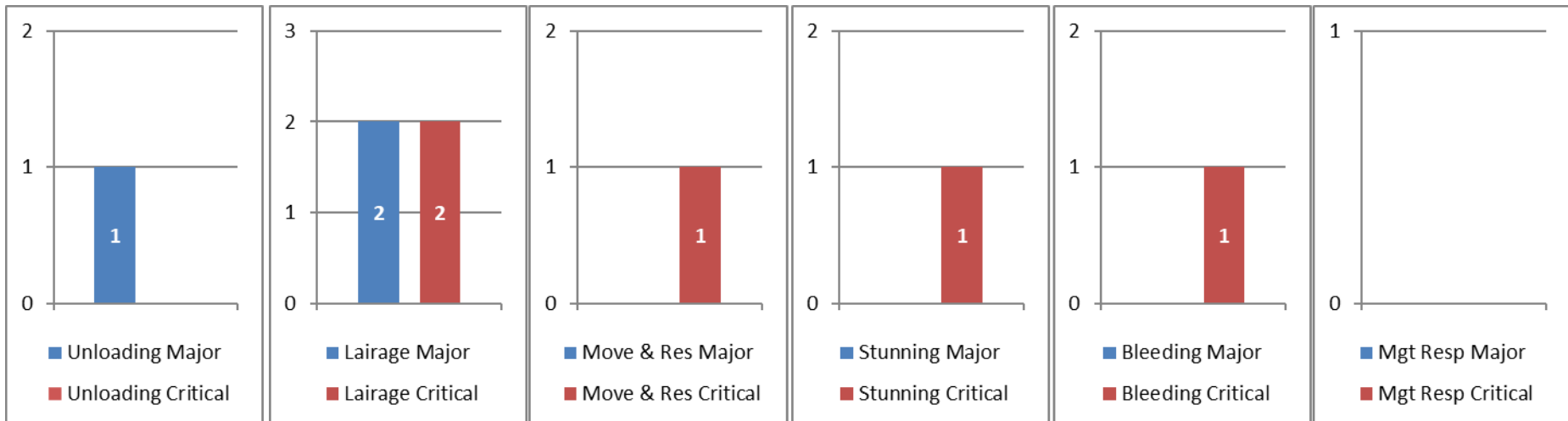
Enforcement Action	
<b>Verbal</b>	<b>5</b>
<b>Written</b>	<b>2</b>
<b>WEN</b>	<b>1</b>
<b>Referred For Investigation</b>	<b>0</b>

A single non-compliance may require multiple enforcement actions

\* Throughput rounded



Number of Non-Compliances



# Animal Welfare Non Compliances – Poultry – Q1 2020/21

<b>Total Plants</b>	<b>59</b>
<b>Throughput*</b>	<b>252,615,600</b>
<b>No of NC Plants</b>	<b>16</b>
<b>Total NC</b>	<b>28</b>
<b>No of Affected Animals</b>	<b>1,758</b>

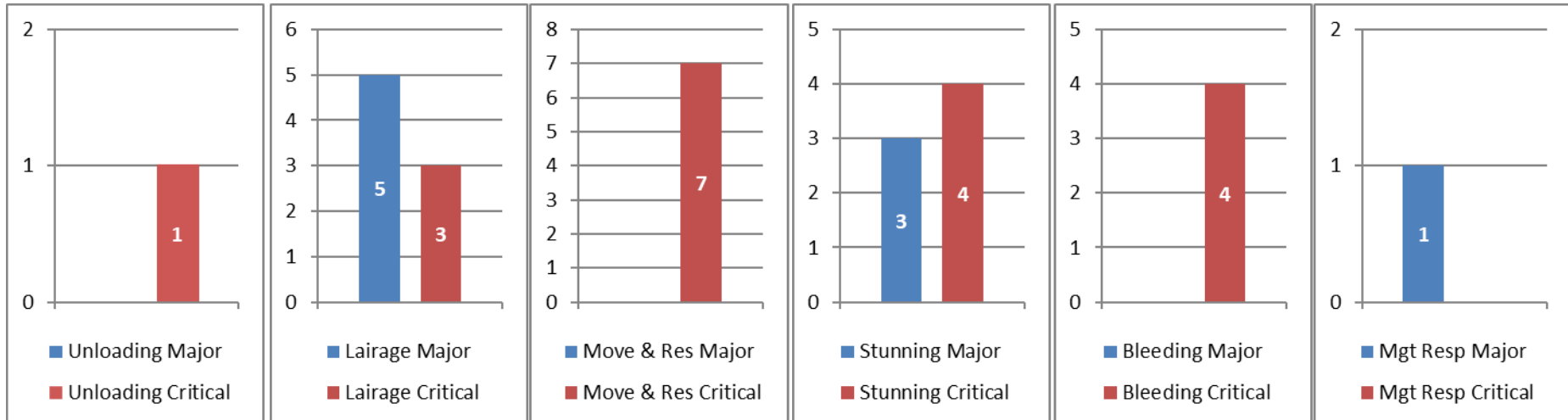
\* Throughput rounded

Enforcement Action	
<b>Verbal</b>	<b>11</b>
<b>Written</b>	<b>12</b>
<b>WEN</b>	<b>6</b>
<b>Referred For Investigation</b>	<b>5</b>

A single non-compliance may require multiple enforcement actions



Number of Non-Compliances



# Animal Welfare Non Compliances – Sheep and Goats – Q1 2020/21

<b>Total Plants</b>	<b>143</b>
<b>Throughput*</b>	<b>2,817,600</b>
<b>No of NC Plants</b>	<b>15</b>
<b>Total NC</b>	<b>30</b>
<b>No of Affected Animals</b>	<b>936</b>

Enforcement Action	
<b>Verbal</b>	<b>18</b>
<b>Written</b>	<b>10</b>
<b>WEN</b>	<b>6</b>
<b>Referred For Investigation</b>	<b>2</b>

A single non-compliance may require multiple enforcement actions

\* Throughput rounded



Number of Non-Compliances

