

Animal Welfare non-compliances for Q3 2017/18

These slides are set out by species and show numbers of welfare non compliances in each area of the slaughterhouse (Unloading, Lairage, Movement & Restraint, Stunning, Bleeding) and include a separate section for Management Responsibilities. Management Responsibilities cover areas the business operator is responsible for such as keeping up-to-date Standard Operating Procedures. The slaughterhouse layout is for illustrative purposes only and is not intended to reflect all methods/legal requirements of slaughter (for example gas stunning of pigs is not shown).

Some establishments carry out both stun and non stun slaughter processes. Where the method of slaughter is predominantly one or the other, these establishments have been assigned to that predominant category. Where the method is split equally, these establishments are classified as combined.

Some poultry establishments carry out stunning via the water bath method using electrical currents which do not fall within legislative parameters laid down in EC 1099/2009 Annex I. These methods are shown by research not to be effective stunning and may result in electro immobilisation of the birds. As it is not possible for an Official Veterinarian to determine if the bird is effectively stunned or simply immobilised this method is classed as non-stun slaughter.

The data also shows numbers of non-compliant premises, numbers of affected animals and types of enforcement actions taken.

Animal Welfare Non Compliances – Poultry – Q3 2017/18

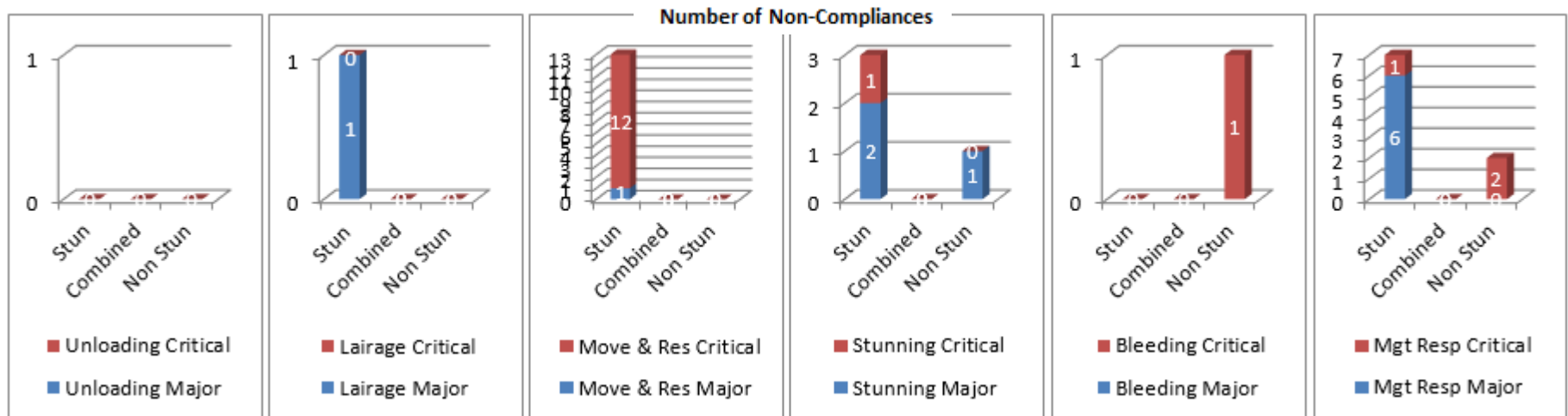
| | Q3 | Stun | Combined | Non Stun |
|------------------------|-----------|-----------|----------|----------|
| Total Plants | 75 | 52 | 0 | 23 |
| Throughput | 241177609 | 199134472 | 0 | 42043137 |
| No of NC Plants | 14 | 11 | 0 | 3 |
| Total NC | 28 | 24 | 0 | 4 |
| No of Affected Animals | 1162 | 981 | 0 | 181 |

Where the method of operation is predominantly stun or non-stun these plants have been allocated to the corresponding category. Where the method of operation is equally split between stun and non-stun these plants are classified as combined.

Non-stun category includes poultry slaughtered under exemption from electrical parameters in EC 1099/2009 Annex 1

| Enforcement Action | Stun | Combined | Non Stun |
|----------------------------|------|----------|----------|
| Verbal | 9 | 0 | 1 |
| Written | 3 | 0 | 2 |
| WEN | 4 | 0 | 2 |
| Referred For Investigation | 12 | 0 | 0 |

A single welfare non-compliance may require multiple enforcement actions.



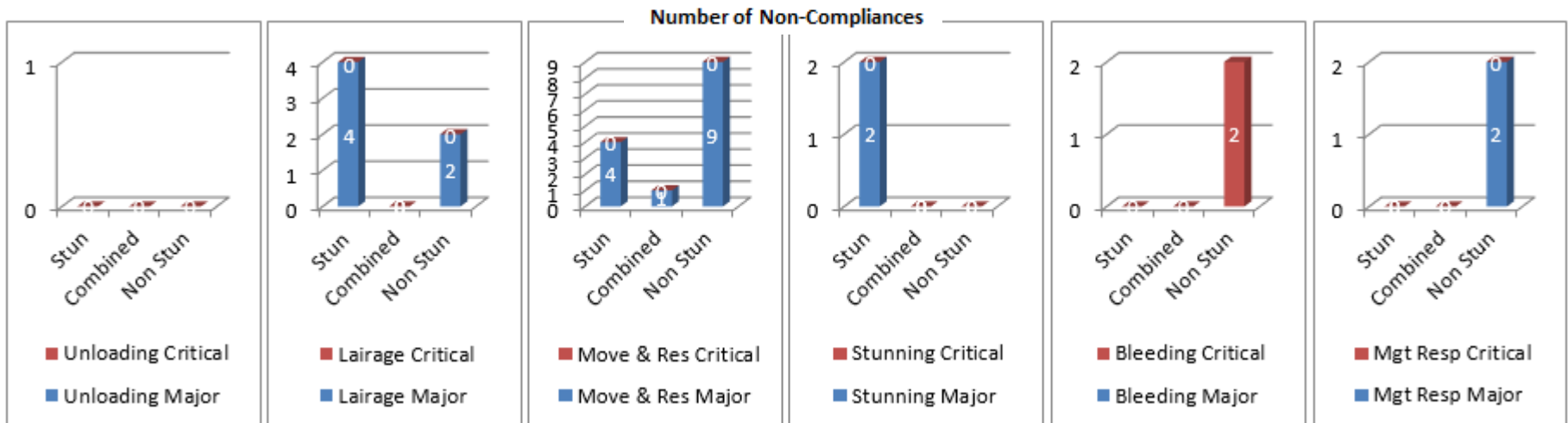
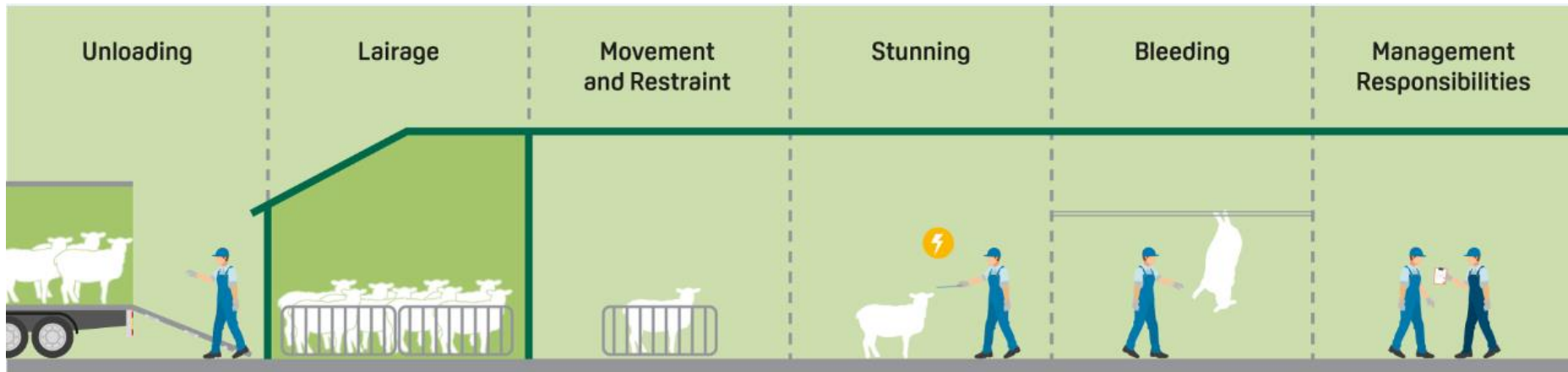
Animal Welfare Non Compliances – Sheep and Goats – Q3 2017/18

| | Q3 | Stun | Combined | Non Stun |
|------------------------|---------|---------|----------|----------|
| Total Plants | 166 | 154 | 2 | 10 |
| Throughput | 3769527 | 2796308 | 198628 | 774591 |
| No of NC Plants | 16 | 6 | 1 | 9 |
| Total NC | 26 | 10 | 1 | 15 |
| No of Affected Animals | 1557 | 39 | 0 | 1518 |

Where the method of operation is predominantly stun or non-stun these plants have been allocated to the corresponding category. Where the method of operation is equally split between stun and non-stun these plants are classified as combined.

| Enforcement Action | Stun | Combined | Non Stun |
|----------------------------|------|----------|----------|
| Verbal | 6 | 0 | 6 |
| Written | 7 | 0 | 14 |
| WEN | 3 | 1 | 5 |
| Referred For Investigation | 0 | 0 | 4 |

A single welfare non-compliance may require multiple enforcement actions



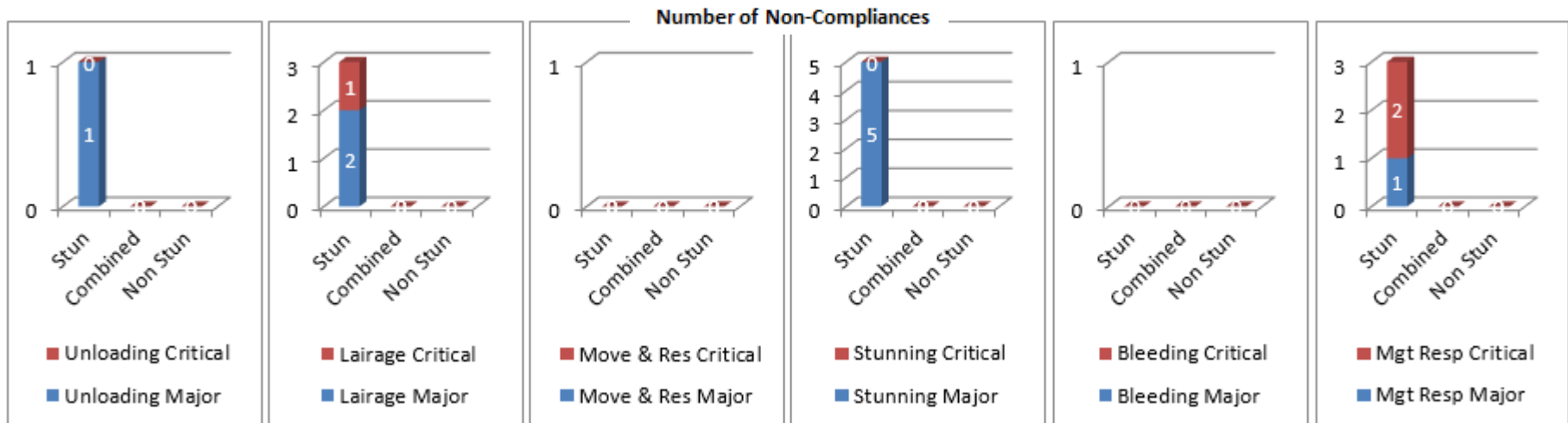
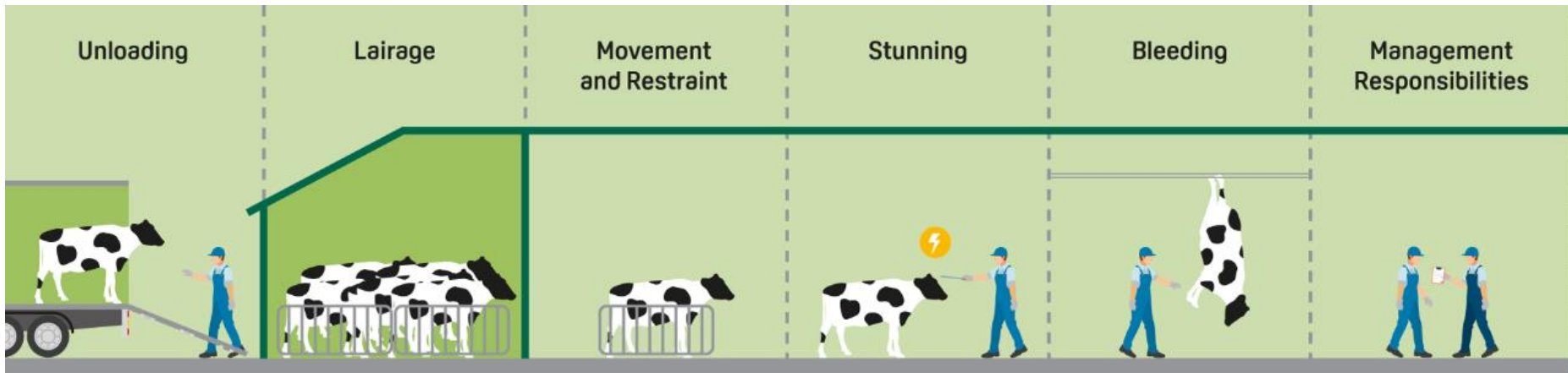
Animal Welfare Non Compliances – Cattle – Q3 2017/18

| | Q3 | Stun | Combined | Non Stun |
|------------------------|--------|--------|----------|----------|
| Total Plants | 162 | 159 | 1 | 2 |
| Throughput | 458417 | 453191 | 143 | 5083 |
| No of NC Plants | 8 | 8 | 0 | 0 |
| Total NC | 12 | 12 | 0 | 0 |
| No of Affected Animals | 114 | 114 | 0 | 0 |

Where the method of operation is predominantly stun or non-stun these plants have been allocated to the corresponding category. Where the method of operation is equally split between stun and non-stun these plants are classified as combined.

| Enforcement Action | | | |
|----------------------------|------|----------|----------|
| | Stun | Combined | Non Stun |
| Verbal | 7 | 0 | 0 |
| Written | 5 | 0 | 0 |
| WEN | 2 | 0 | 0 |
| Referred For Investigation | 0 | 0 | 0 |

A single welfare non-compliance may require multiple enforcement actions



Animal Welfare Non Compliances – Pigs – Q3 2017/18

| | Q3 |
|------------------------|---------|
| Total Plants | 121 |
| Throughput | 2259114 |
| No of NC Plants | 5 |
| Total NC | 9 |
| No of Affected Animals | 48 |

| Enforcement Action | |
|----------------------------|----|
| | Q3 |
| Verbal | 3 |
| Written | 8 |
| WEN | 1 |
| Referred For Investigation | 1 |

A single welfare non-compliance may require multiple enforcement actions

