

Animal Welfare non-compliances for Q2 2019/20

These slides are set out by species and show numbers of welfare non compliances in each area of the slaughterhouse (Unloading, Lairage, Movement & Restraint, Stunning, Bleeding) and include a separate section for Management Responsibilities. Management Responsibilities cover areas the business operator is responsible for such as keeping up-to-date Standard Operating Procedures. The slaughterhouse layout is for illustrative purposes only and is not intended to reflect all methods/legal requirements of slaughter (for example gas stunning of pigs is not shown).

Some establishments carry out both stun and non stun slaughter processes. Where the method of slaughter is predominantly one or the other, these establishments have been assigned to that predominant category. Where the method is split equally, these establishments are classified as combined.

Some poultry establishments carry out stunning via the water bath method using electrical currents which do not fall within legislative parameters laid down in EC 1099/2009 Annex I. These methods are shown by research not to be effective stunning and may result in electro immobilisation of the birds. As it is not possible for an Official Veterinarian to determine if the bird is effectively stunned or simply immobilised this method is classed as non-stun slaughter.

The data also shows numbers of non-compliant premises, numbers of affected animals and types of enforcement actions taken. Approximate throughput is provided.

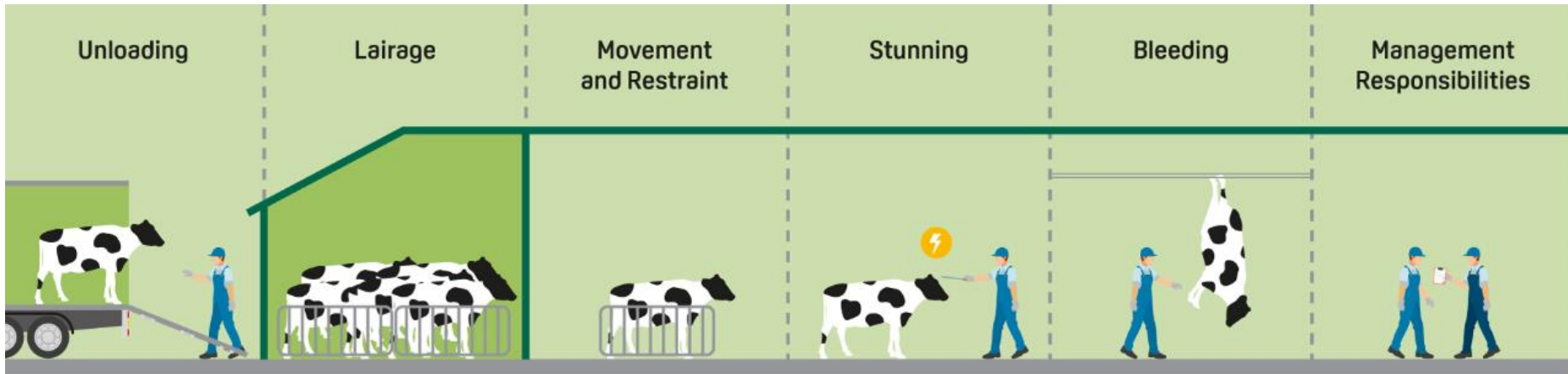
Animal Welfare Non Compliances – Cattle – Q2 2019/20

	All	Stun	Combined	Non Stun
Total Plants	158	151	3	4
Throughput*	468,700	456,400	3,400	8,900
No of NC Plants	24	23	0	1
Total NC	37	36	0	1
No of Affected Animals	97	96	0	1

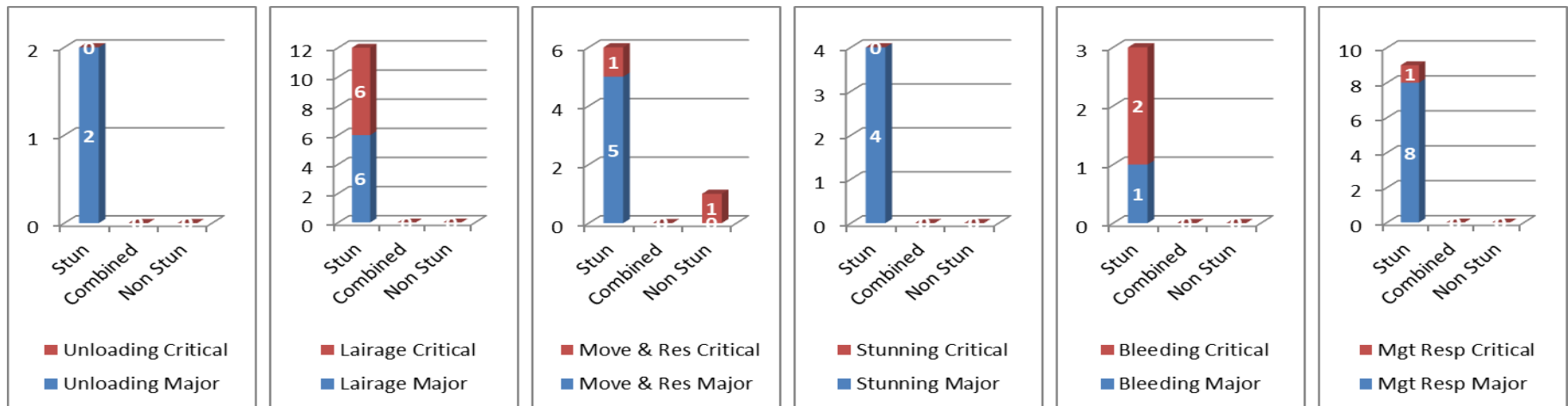
* Throughput rounded and allocated to the slaughterhouse's predominant slaughter method

Enforcement Action	Enforcement Action		
	Stun	Combined	Non Stun
Verbal	24	0	0
Written	15	0	1
WEN	5	0	0
Referred For Investigation	1	0	0

A single non-compliance may require multiple enforcement actions



Number of Non-Compliances



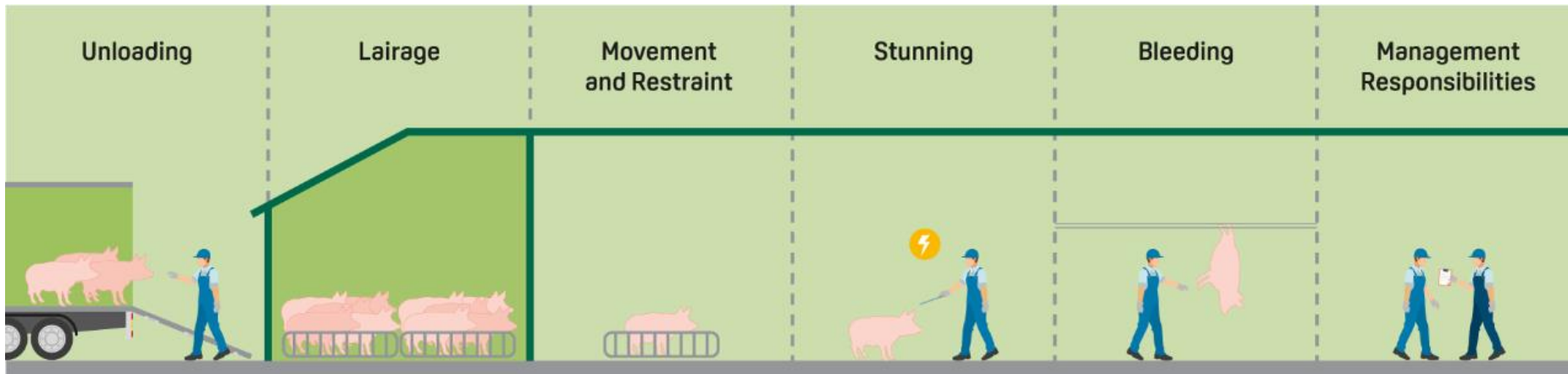
Animal Welfare Non Compliances – Pigs – Q2 2019/20

Total Plants	112
Throughput*	2,214,800
No of NC Plants	8
Total NC	9
No of Affected Animals	37

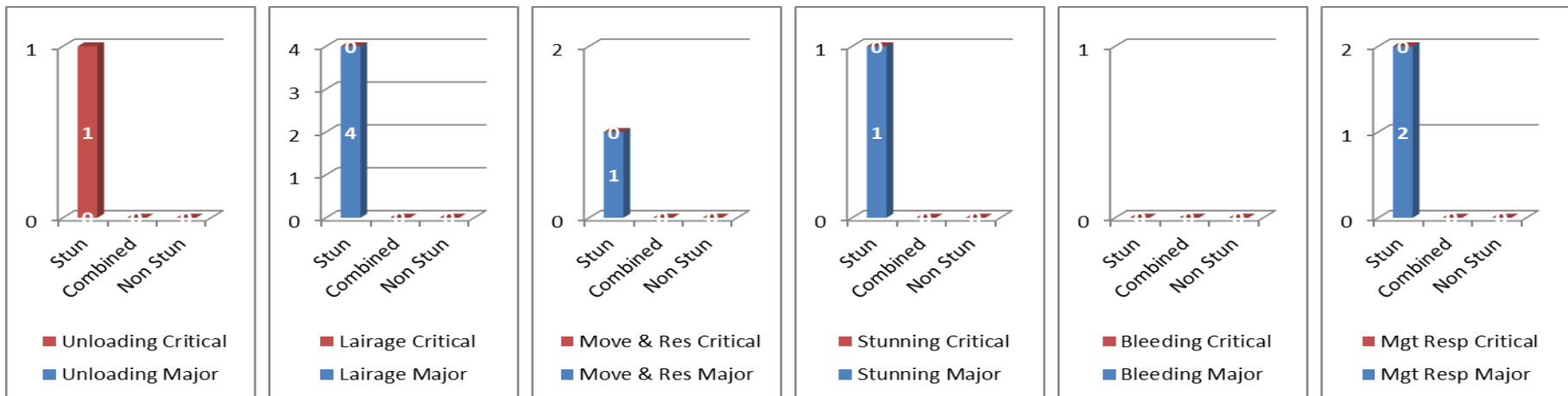
* Throughput rounded

Enforcement Action	
Verbal	10
Written	0
WEN	1
Referred For Investigation	0

A single non-compliance may require multiple enforcement actions



Number of Non-Compliances



Animal Welfare Non Compliances – Poultry – Q2 2019/20

	All	Stun	Combined	Non Stun
Total Plants	60	47	0	13
Throughput*	255,371,700	241,667,800	0	13,703,900
No of NC Plants	13	12	0	1
Total NC	28	27	0	1
No of Affected Animals	7,916	7,911	0	5

Enforcement Action	Enforcement Action		
	Stun	Combined	Non Stun
Verbal	3	0	0
Written	11	0	1
WEN	5	0	0
Referred For Investigation	9	0	0

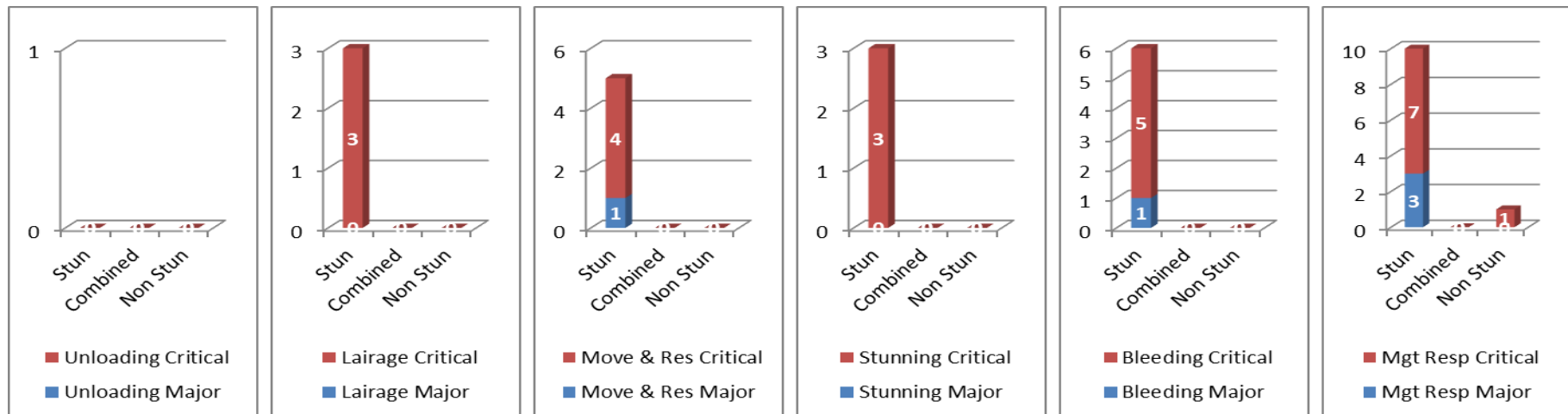
* Throughput rounded and allocated to the slaughterhouse's predominant slaughter method

Non-stun category includes poultry slaughtered under exemption from electrical parameters in EC 1099/2009 Annex 1

A single non-compliance may require multiple enforcement actions



Number of Non-Compliances



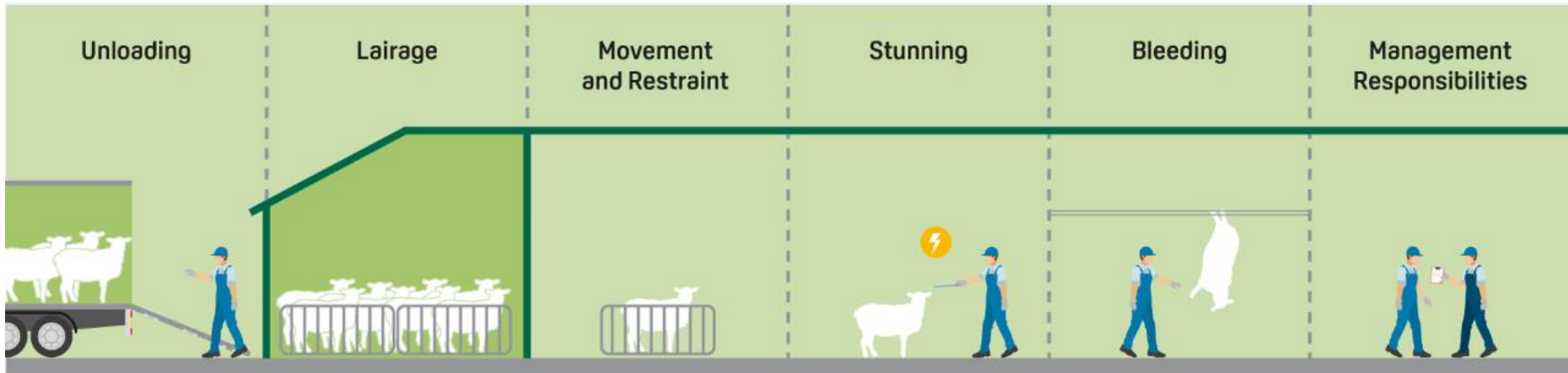
Animal Welfare Non Compliances – Sheep and Goats – Q2 2019/20

	All	Stun	Combined	Non Stun
Total Plants	155	142	3	10
Throughput*	3,476,600	2,518,300	171,400	786,900
No of NC Plants	13	12	0	1
Total NC	21	20	0	1
No of Affected Animals	442	442	0	0

* Throughput rounded and allocated to the slaughterhouse's predominant slaughter method

Enforcement Action	Enforcement Action		
	Stun	Combined	Non Stun
Verbal	8	0	0
Written	12	0	1
WEN	2	0	0
Referred For Investigation	1	0	1

A single non-compliance may require multiple enforcement actions



Number of Non-Compliances

