

## **Animal Welfare non-compliances for Q4 2018/19**

These slides are set out by species and show numbers of welfare non compliances in each area of the slaughterhouse (Unloading, Lairage, Movement & Restraint, Stunning, Bleeding) and include a separate section for Management Responsibilities. Management Responsibilities cover areas the business operator is responsible for such as keeping up-to-date Standard Operating Procedures. The slaughterhouse layout is for illustrative purposes only and is not intended to reflect all methods/legal requirements of slaughter (for example gas stunning of pigs is not shown).

Some establishments carry out both stun and non stun slaughter processes. Where the method of slaughter is predominantly one or the other, these establishments have been assigned to that predominant category. Where the method is split equally, these establishments are classified as combined.

Some poultry establishments carry out stunning via the water bath method using electrical currents which do not fall within legislative parameters laid down in EC 1099/2009 Annex I. These methods are shown by research not to be effective stunning and may result in electro immobilisation of the birds. As it is not possible for an Official Veterinarian to determine if the bird is effectively stunned or simply immobilised this method is classed as non-stun slaughter.

The data also shows numbers of non-compliant premises, numbers of affected animals and types of enforcement actions taken. Approximate throughput is provided.

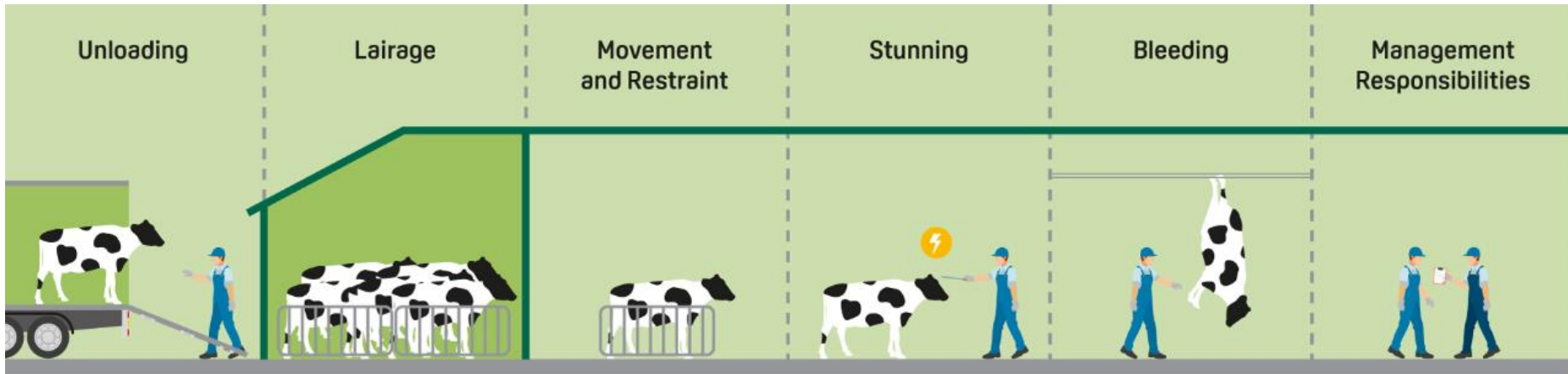
# Animal Welfare Non Compliances – Cattle – Q4 2018/19

	All	Stun	Combined	Non Stun
Total Plants	156	151	3	2
Throughput*	439,600	430,600	2,900	6,100
No of NC Plants	23	22	1	0
Total NC	34	33	1	0
No of Affected Animals	86	85	1	0

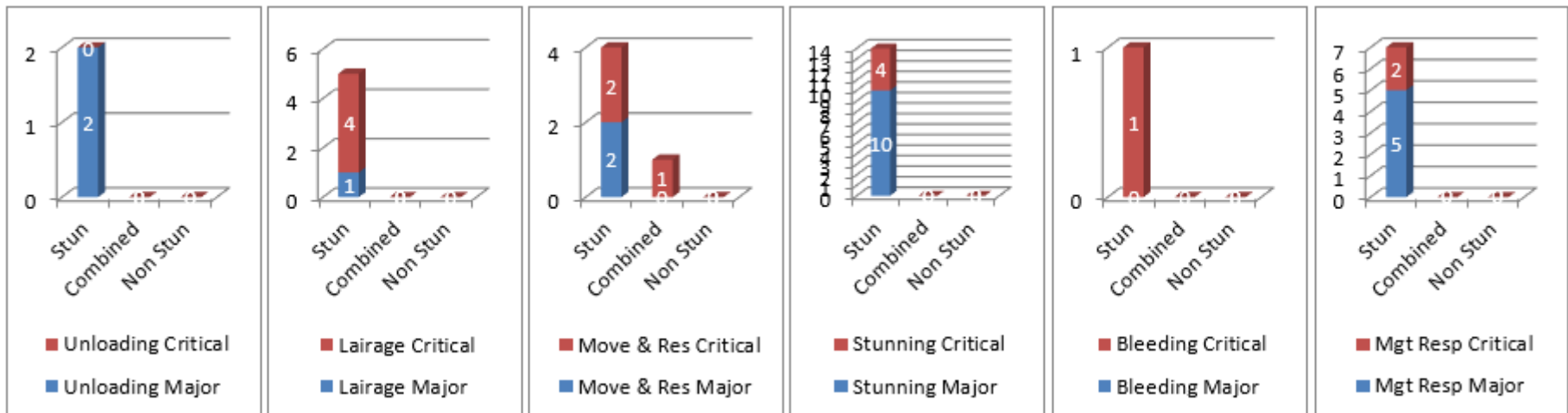
\* Throughput rounded and allocated to the slaughterhouse's predominant slaughter method

Enforcement Action	Stun	Combined	Non Stun
Verbal	17	0	0
Written	12	1	0
WEN	3	0	0
Referred For Investigation	2	0	0

A single non-compliance may require multiple enforcement actions



Number of Non-Compliances



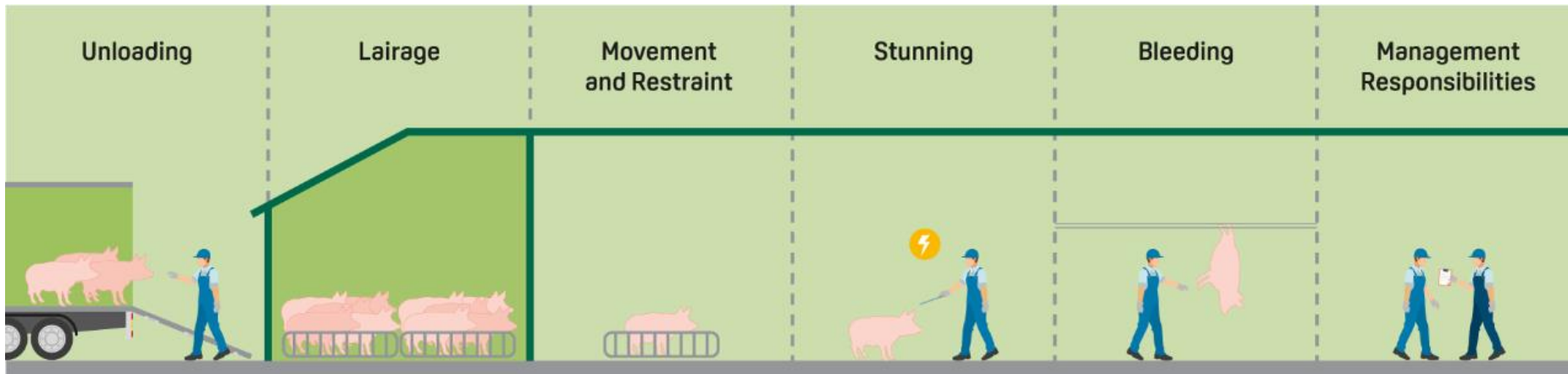
# Animal Welfare Non Compliances – Pigs – Q4 2018/19

<b>Total Plants</b>	<b>113</b>
<b>Throughput*</b>	<b>2,156,500</b>
<b>No of NC Plants</b>	<b>10</b>
<b>Total NC</b>	<b>10</b>
<b>No of Affected Animals</b>	<b>57</b>

\* Throughput rounded

Enforcement Action	
<b>Verbal</b>	<b>2</b>
<b>Written</b>	<b>7</b>
<b>WEN</b>	<b>0</b>
<b>Referred For Investigation</b>	<b>1</b>

A single non-compliance may require multiple enforcement actions



Number of Non-Compliances

