

Animal Welfare non-compliances for Q2 2018/19

These slides are set out by species and show numbers of welfare non compliances in each area of the slaughterhouse (Unloading, Lairage, Movement & Restraint, Stunning, Bleeding) and include a separate section for Management Responsibilities. Management Responsibilities cover areas the business operator is responsible for such as keeping up-to-date Standard Operating Procedures. The slaughterhouse layout is for illustrative purposes only and is not intended to reflect all methods/legal requirements of slaughter (for example gas stunning of pigs is not shown).

Some establishments carry out both stun and non stun slaughter processes. Where the method of slaughter is predominantly one or the other, these establishments have been assigned to that predominant category. Where the method is split equally, these establishments are classified as combined.

Some poultry establishments carry out stunning via the water bath method using electrical currents which do not fall within legislative parameters laid down in EC 1099/2009 Annex I. These methods are shown by research not to be effective stunning and may result in electro immobilisation of the birds. As it is not possible for an Official Veterinarian to determine if the bird is effectively stunned or simply immobilised this method is classed as non-stun slaughter.

The data also shows numbers of non-compliant premises, numbers of affected animals and types of enforcement actions taken.

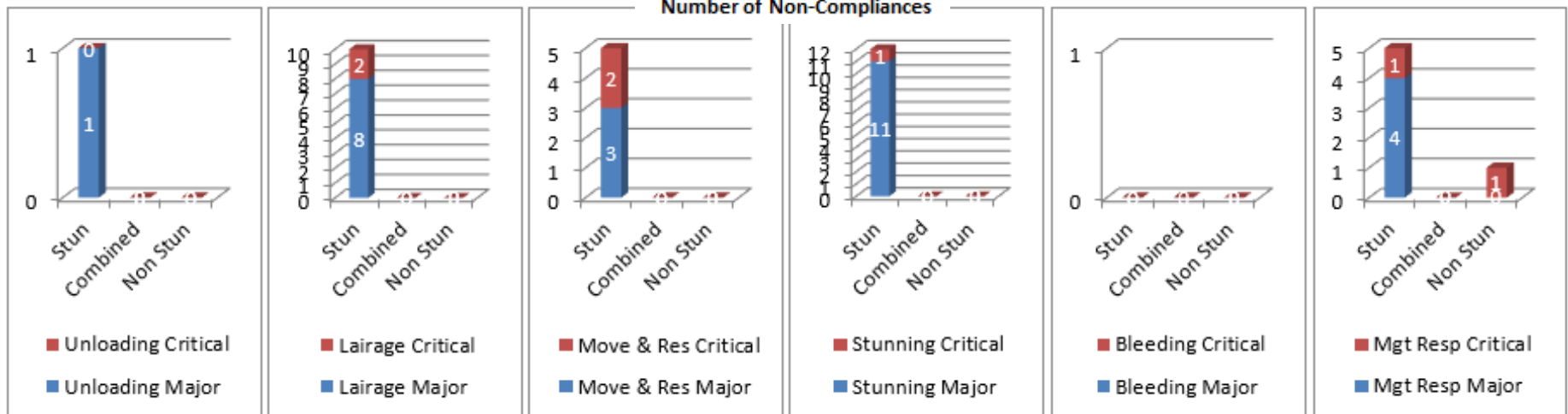
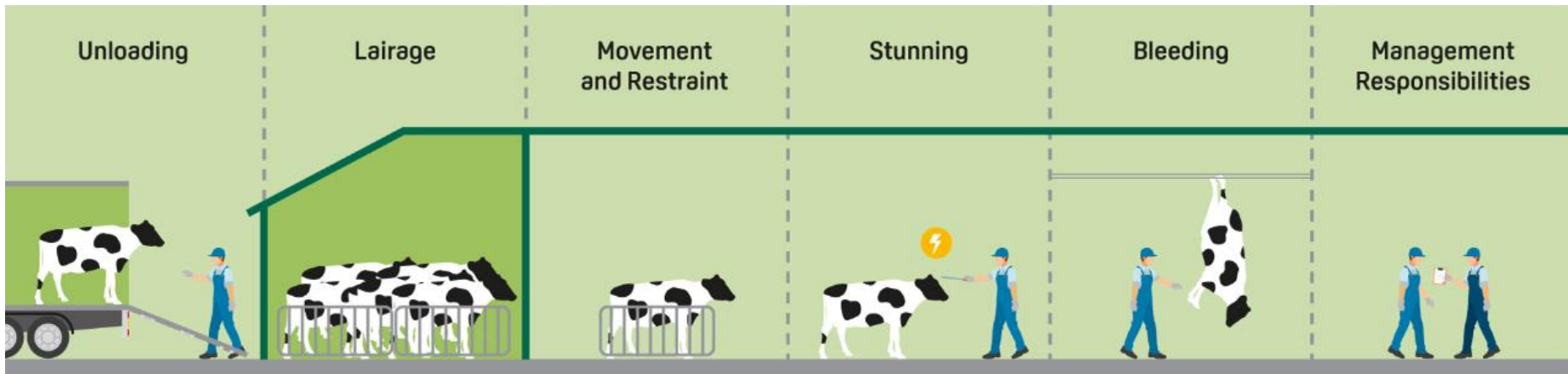
Animal Welfare Non Compliances – Cattle – Q2 2018/19

	All	Stun	Combined	Non Stun
Total Plants	162	157	3	2
Throughput	438,118	430,052	3,089	4,977
No of NC Plants	26	25	0	1
Total NC	34	33	0	1
No of Affected Animals	197	196	0	1

Where the method of operation is predominantly stun or non-stun these plants have been allocated to the corresponding category. Where the method of operation is equally split between stun and non-stun these plants are classified as combined.

Enforcement Action	Stun	Combined	Non Stun
Verbal	26	0	0
Written	7	0	0
WEN	5	0	0
Referred For Investigation	2	0	1

A single non-compliance may require multiple enforcement actions

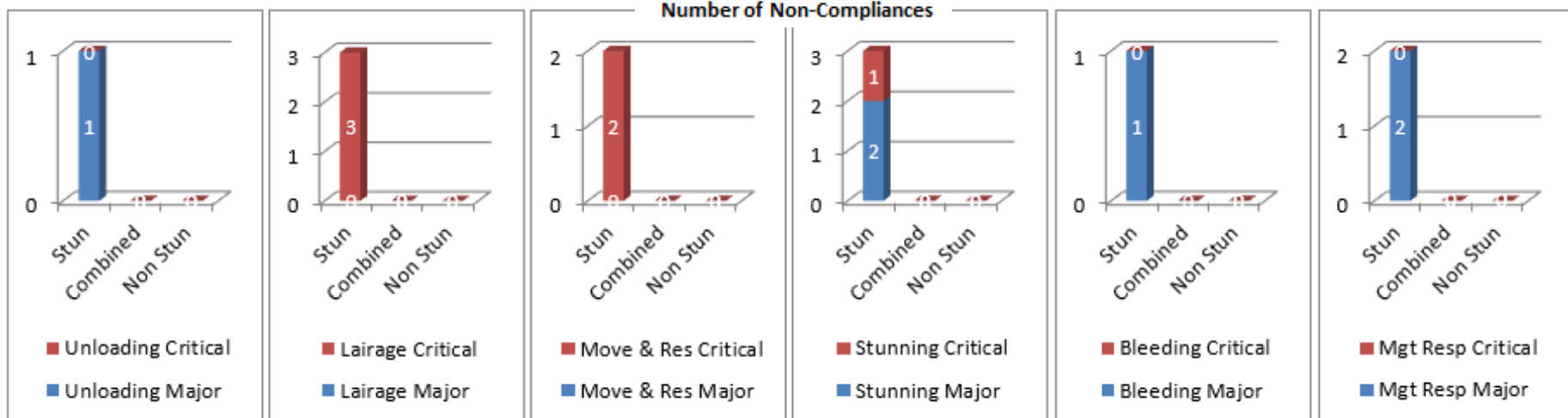
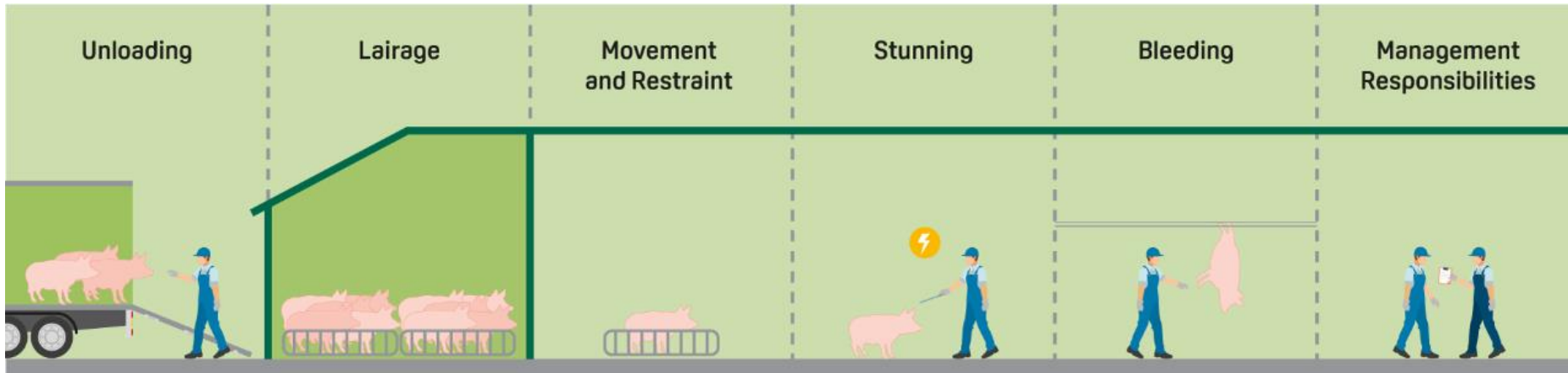


Animal Welfare Non Compliances – Pigs – Q2 2018/19

Total Plants	116
Throughput	2,211,996
No of NC Plants	11
Total NC	12
No of Affected Animals	72

Enforcement Action	
Verbal	11
Written	4
WEN	1
Referred For Investigation	0

A single non-compliance may require multiple enforcement actions



Animal Welfare Non Compliances – Poultry – Q2 2018/19

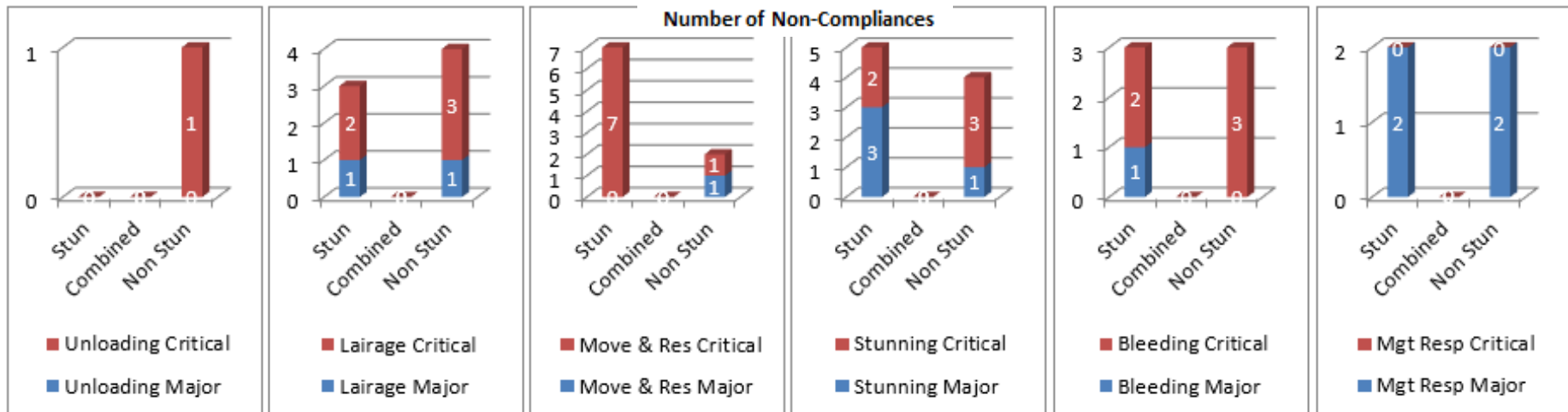
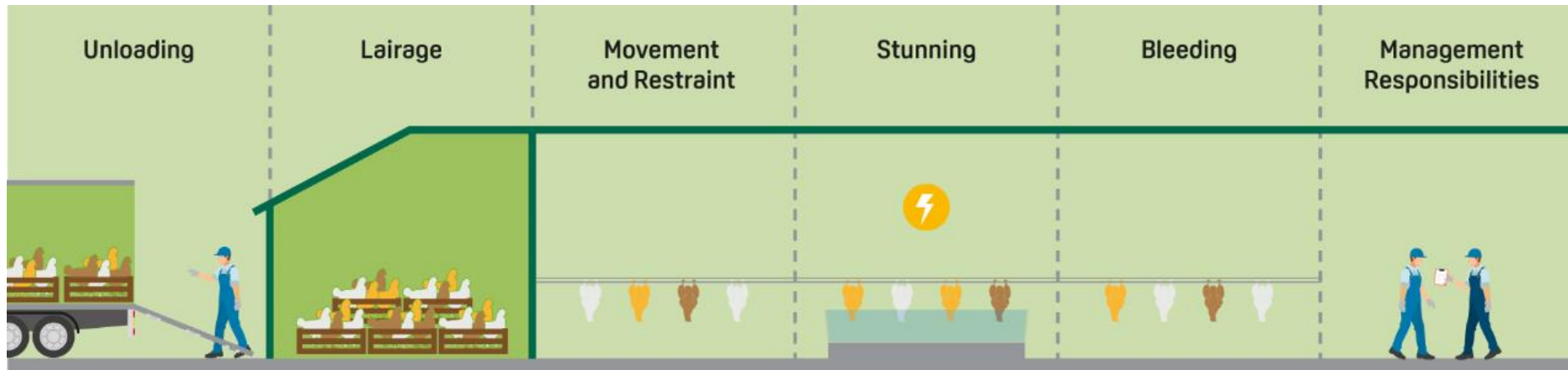
	All	Stun	Combined	Non Stun
Total Plants	65	49	0	16
Throughput	256,275,907	240,118,742	0	16,157,165
No of NC Plants	17	12	0	5
Total NC	36	20	0	16
No of Affected Animals	1,267	502	0	765

Where the method of operation is predominantly stun or non-stun these plants have been allocated to the corresponding category. Where the method of operation is equally split between stun and non-stun these plants are classified as combined.

Non-stun category includes poultry slaughtered under exemption from electrical parameters in EC 1099/2009 Annex 1

Enforcement Action	Stun	Combined	Non Stun
Verbal	7	0	19
Written	10	0	9
WEN	3	0	7
Referred For Investigation	3	0	6

A single non-compliance may require multiple enforcement actions



Animal Welfare Non Compliances – Sheep and Goats – Q2 2018/19

	All	Stun	Combined	Non Stun
Total Plants	162	150	2	10
Throughput	3,398,482	2,486,578	151,649	760,255
No of NC Plants	17	12	1	4
Total NC	18	13	1	4
No of Affected Animals	360	286	70	4

Where the method of operation is predominantly stun or non-stun these plants have been allocated to the corresponding category. Where the method of operation is equally split between stun and non-stun these plants are classified as combined.

Enforcement Action	Stun	Combined	Non Stun
Verbal	10	1	2
Written	5	0	2
WEN	0	0	0
Referred For Investigation	0	0	0

A single non-compliance may require multiple enforcement actions

