

Annex 2

Animal Welfare non-compliances for Q1 2017/18

These slides are set out by species and show numbers of welfare non-compliances in each area of the slaughterhouse (Unloading, Lairage, Movement & Restraint, Stunning, Bleeding) and include a separate section for Management Responsibilities. Management Responsibilities cover areas the business operator is responsible for such as keeping up-to-date Standard Operating Procedures. The slaughterhouse layout is for illustrative purposes only and is not intended to reflect all methods/legal requirements of slaughter (for example gas stunning of pigs is not shown).

Some establishments carry out both stun and non-stun slaughter processes. Where the method of slaughter is predominantly one or the other, these establishments have been assigned to that predominant category. Where the method is split equally, these establishments are classified as combined.

The data also shows numbers of non-compliant premises, numbers of affected animals and types of enforcement actions taken.

Animal Welfare Non Compliances – Poultry – Q1 2017/18

	Q1	Stun	Combined	Non Stun
Total Plants	67	42	0	25
Throughput	245,625,095	200,228,512	0	45,396,583
No of NC Plants	16	10	0	6
Total NC	36	26	0	10
No of Affected Animals	3119	3104	0	15

Where the method of operation is predominantly stun or non-stun these plants have been allocated to the corresponding category. Where the method of operation is equally split between stun and non-stun these plants are classified as combined.

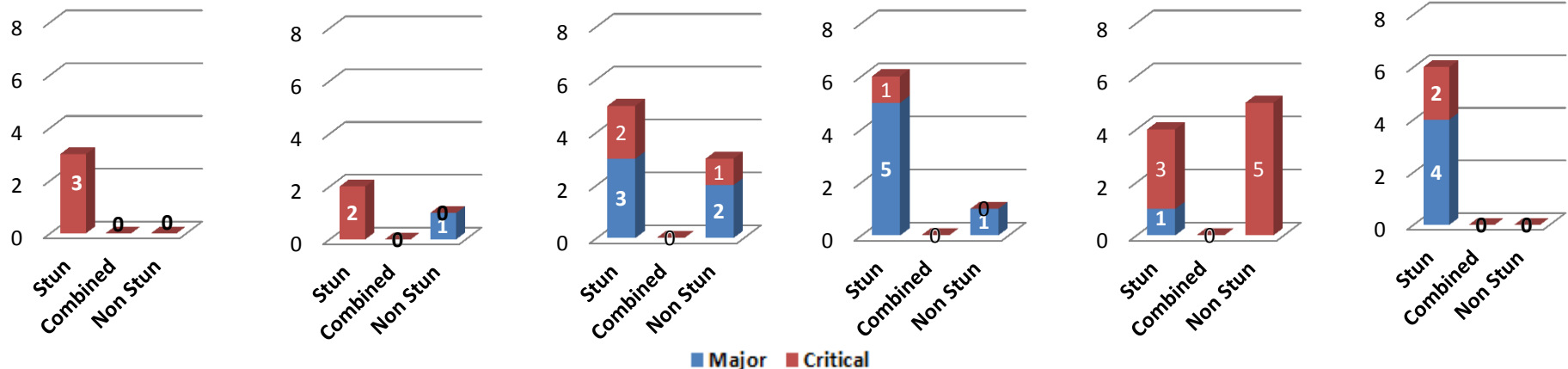
Non-stun category includes poultry slaughtered under exemption from electrical parameters in EC 1099/2009 Annex 1

Enforcement Action	Stun	Combined	Non Stun
Verbal	13	0	5
Written	6	0	4
WEN	9	0	2
Referred For Investigation	6	0	1

A single welfare non-compliance may require multiple enforcement actions.



Number of Non-Compliances



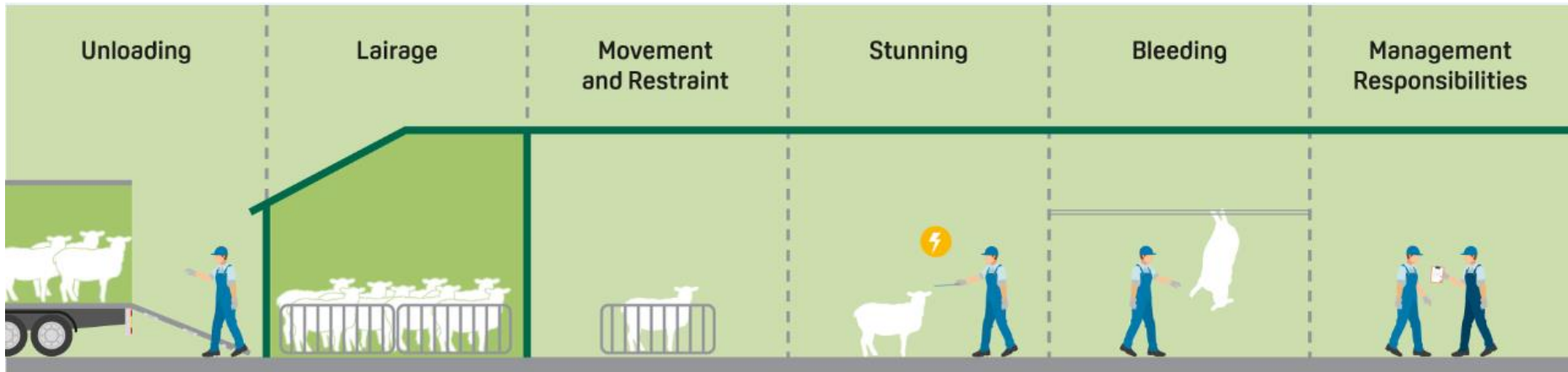
Animal Welfare Non Compliances – Sheep and Goats – Q1 2017/18

	Q1	Stun	Combined	Non Stun
Total Plants	167	154	2	11
Throughput	3,108,985	2,178,719	172,003	758,263
No of NC Plants	18	12	0	6
Total NC	45	31	0	14
No of Affected Animals	732	555	0	177

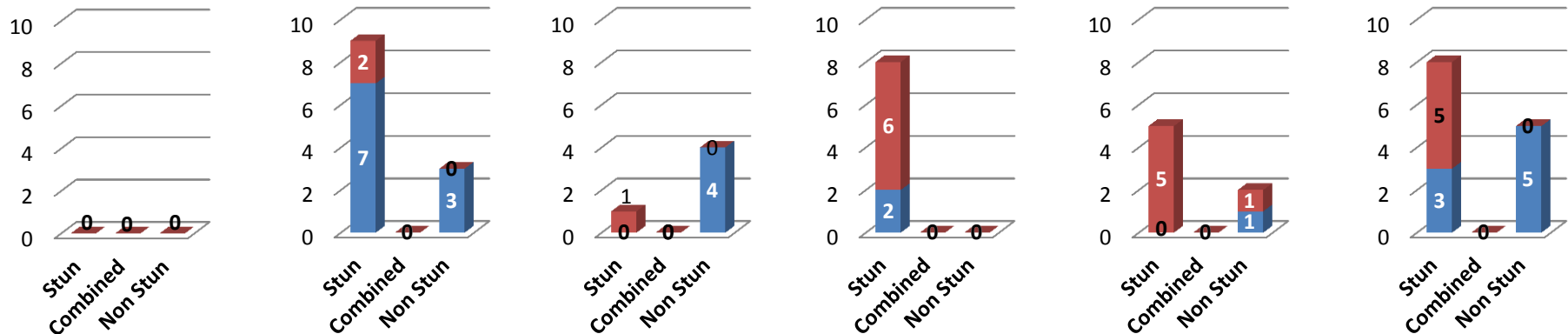
Where the method of operation is predominantly stun or non-stun these plants have been allocated to the corresponding category. Where the method of operation is equally split between stun and non-stun these plants are classified as combined.

Enforcement Action	Stun	Combined	Non Stun
Verbal	13	0	7
Written	6	0	2
WEN	5	0	3
Referred For Investigation	0	0	3

A single welfare non-compliance may require multiple enforcement actions



Number of Non-Compliances



■ Major ■ Critical

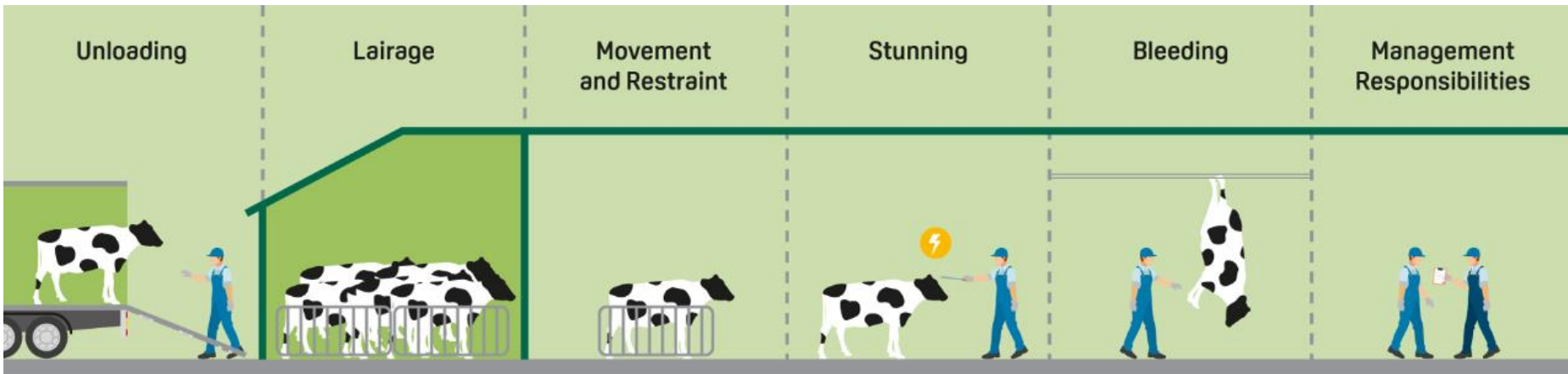
Animal Welfare Non Compliances – Cattle – Q1 2017/18

	Q1	Stun	Combined	Non Stun
Total Plants	167	161	2	4
Throughput	442,099	435,837	1,872	4,390
No of NC Plants	14	12	0	2
Total NC	15	13	0	2
No of Affected Animals	23	19	0	4

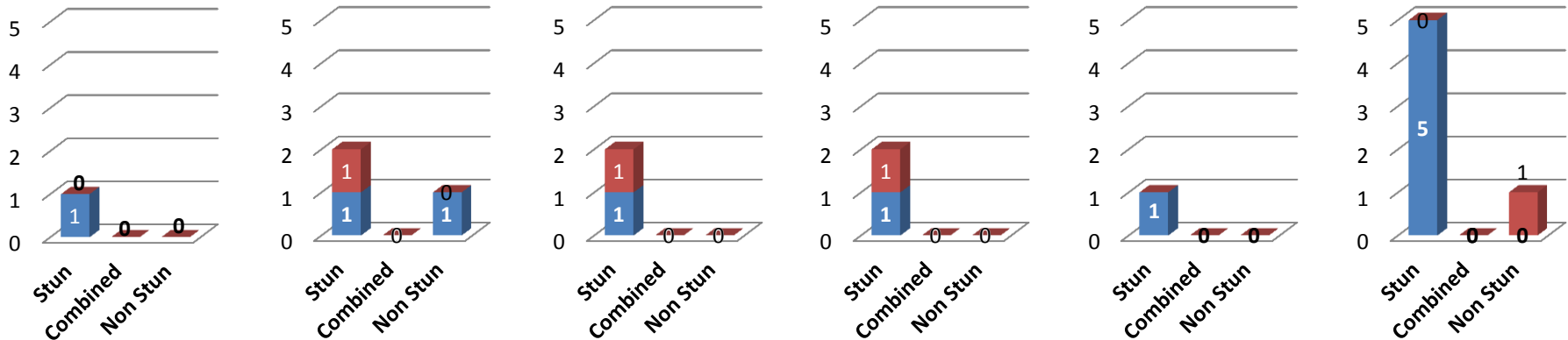
Where the method of operation is predominantly stun or non-stun these plants have been allocated to the corresponding category. Where the method of operation is equally split between stun and non-stun these plants are classified as combined.

Enforcement Action	Stun	Combined	Non Stun
Verbal	12	0	2
Written	2	0	0
WEN	1	0	1
Referred For Investigation	1	0	1

A single welfare non-compliance may require multiple enforcement actions



Number of Non-Compliances



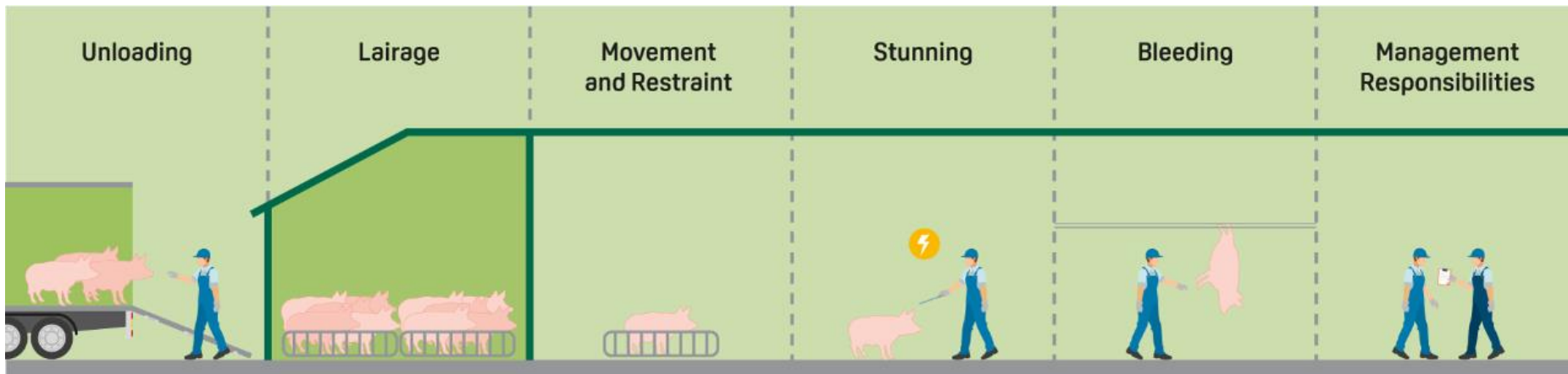
■ Major ■ Critical

Animal Welfare Non Compliances – Pigs – Q1 2017/18

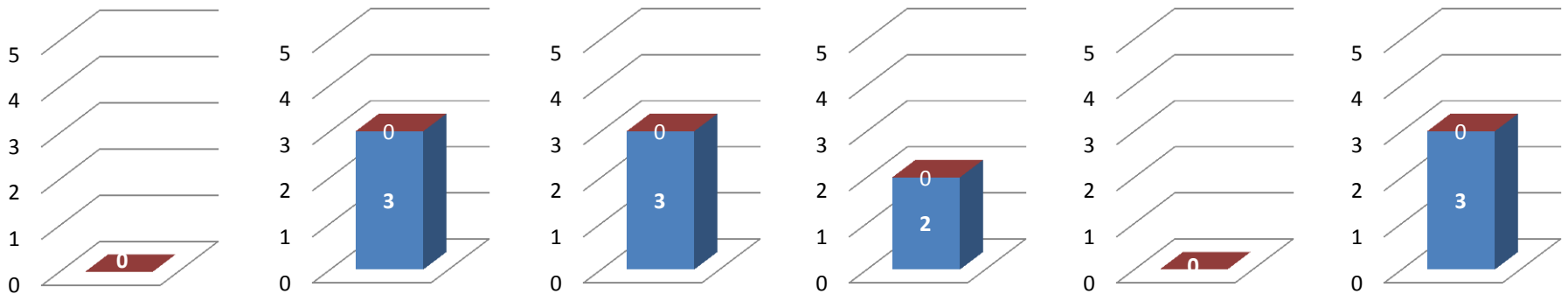
	Q1
Total Plants	121
Throughput	2,080,744
No of NC Plants	7
Total NC	11
No of Affected Animals	71

Enforcement Action	
	Q1
Verbal	5
Written	2
WEN	0
Referred For Investigation	0

A single welfare non-compliance may require multiple enforcement actions



Number of Non-Compliances



■ Major ■ Critical