

# Chapter 2.5 Animal Identification

Section 1	Legislation
Section 2	Animal Identification
Section 3	FBO Responsibility
Section 4	FSA Role
Section 5	Enforcement
Section 6	Annexes

# 1. Legislation

1.1 European regulations

1.2 Domestic regulations

## 1.1 European regulations

### 1.1.1 Regulation (EC) 178/2002

Article 18 of (EC) 178/2002 requires that Food Business Operators (FBOs) must have systems and procedures in place to ensure that the traceability of food and food-producing animals can be established at all stages of production, processing and distribution.

The FBO must be able to:

- identify any person from whom they have been supplied with a food-producing animal
- identify the other businesses to which their products have been supplied
- make this information available to the Competent Authorities on demand

### 1.1.2 Regulation (EC) 853/2004

The EU Regulations require the FBO to ensure that all animals or, where appropriate, each batch of animals sent for slaughter is identified so that their origin can be traced.

**Regulations:** (EC) 853/2004, Annex III, Section I, Chapter IV, 3, Annex II, Section I, Paragraph A4 and Section II, Paragraph 2a – HACCP procedures

### 1.1.3 Regulation (EC) No 854/2004

During the exercise of official controls, the OV is to verify compliance with the FBOs duty pursuant to (EC) 853/2004 to ensure that animals accepted for slaughter for human consumption are properly identified.

The OV is to ensure that animals whose identity is not reasonably ascertainable are killed separately and declared unfit for human consumption.

Whenever the OV considers it necessary, official controls are to be carried out on the holding of provenance.

**Regulations:** (EC) 854/2004, Annex I, Section II, Chapter III (1).

### 1.2 Domestic regulations

#### 1.2.1 Domestic legislation

Staff should note that not all of the relevant legislation has been included in Volume 2 of the MOC.

Additional domestic legislation, detailing requirements for animal identification and movement, is available on the Defra website or via the National Archives website as detailed below. This may be of use for reference or to determine if an offence has been committed requiring referral to a LA for enforcement.

**Note:** There are variations in the legislation applicable in England and Wales and OVs must ensure that they are aware of the legislative requirements applicable in the establishment concerned.

**Reference:** [www.gov.uk/defra](http://www.gov.uk/defra) or [www.legislation.gov.uk](http://www.legislation.gov.uk)

## 2. Animal Identification

- 2.1 Introduction
- 2.2 Cattle ear tag requirements
- 2.3 Ear tags in imported cattle
- 2.4 Country codes
- 2.5 Cattle passport requirements
- 2.6 Examples of cattle identification documents
- 2.7 Cattle age requirements
- 2.8 Sheep and goats
- 2.9 Identification requirements
- 2.10 Identification requirements under SAGRIMO
- 2.11 Pigs
- 2.12 Deer
- 2.13 Horses identification requirements

### 2.1 Introduction

#### 2.1.1 Cattle identification regulations 2015 (CIR)

The Cattle Identification Regulations 2015 (CIR) (as amended) and the Cattle Identification (Wales) Regulations 2007 (as amended) enforce the requirements of European legislation for identification and registration of bovine animals. Predominantly, this is Regulation (EC) 1760/2000.

CIR provide powers to the competent authorities and detail requirements on keepers with respect to:

- notification of holdings

- ear tags
- registration of cattle
- cattle passports
- notification of movements or death
- record keeping

### **2.1.2 Definition: Keeper**

The keeper is the person responsible for the animals whether on a permanent or temporary basis. It includes slaughterhouse operators, market operators and transporters in some contexts.

### **2.1.3 Enforcement**

The Local Authority Trading Standards staff are the primary enforcement officers for CIR, with a role to advise, educate and enforce the requirements of the Regulations.

## **2.2 Cattle ear tag requirements**

### **2.2.1 Ear tags: GB cattle**

All cattle born and imported into GB must be tagged in at least one ear. Cattle born on or after 1 January 1998 should have a tag in each ear. There are requirements in CIR 2007 that detail the time periods within which keepers must apply ear tags to cattle, and replace lost tags.

Cattle must be tagged properly to be moved.

**Regulation:** CIR 2007, Schedule 1.

### **2.2.2 Single tagging**

Cattle born between 1 April 1995 and 31 December 1997 must be identified with at least one ear tag.

### 2.2.3 Double tagging

Cattle born on or after 1 January 1998 must be identified with an approved ear tag in each ear, which show the same official identity.

One of these ear tags is considered the primary ear tag and the other, the secondary ear tag.

If the ear tag is made from two pieces, both sides must be printed and bear the Crown logo.

### 2.2.4 Primary ear tag

The main ear tag, known in GB as the primary ear tag, is a distance readable yellow plastic two piece ear tag which requires specific information.

### 2.2.5 Information required on primary tag

Crown logo, followed by the letters 'UK' and the animal's unique number, which will consist of a six digit all numeric herd mark followed by a six digit unique animal code. The first digit of the animal code is a check digit to allow officials to check the code is correct, for example, UK 230011 200123.

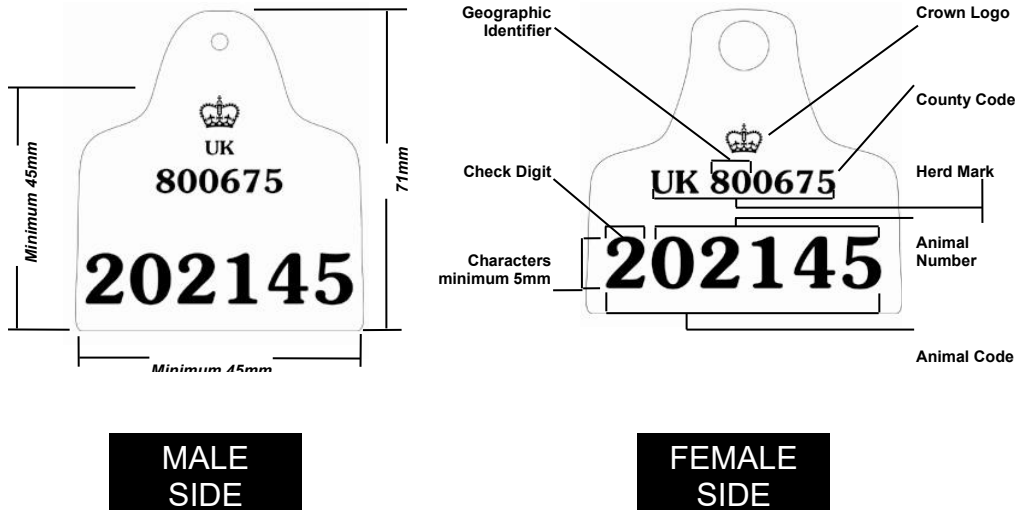
**Note:** This information will always be printed not hand written.

**Note:** Crown logo on ear tags became a requirement on 1 January 1998.

## 2.2.6 Primary tag: option 1

There are two options for the primary ear tag.

### Option 1



## 2.2.7 Primary tag: option 2

Option 2 is recommended for small-eared breeds (for example, Channel Island breeds, Dexter breeds) and meets the minimum size requirements for the primary ear tag.

### Option 2



## 2.2.8 Secondary ear tag

This ear tag can be the same design as the main ear tag or an approved alternative in a different colour. It should be placed in the other ear to the primary tag, unless an ear is damaged, when they can be fitted to the same ear.

Management information concerning the animal may be added to the lower part of the ear tag.

### 2.2.9 Information required on secondary tag

Crown logo, followed by the letters 'UK' and the animal's unique number, which will consist of a six digit all numeric herd mark followed by a six digit unique animal code. The first digit of the animal code is a check digit to allow officials to check the code is correct UK 230011 200123.

**Note:** This information will always be printed not hand written.

**Note:** The secondary tag can also contain management information which can be printed or hand written.

### 2.2.10 Secondary tag: option 1

Examples of second ear tags are as follows:



### 2.2.11 Secondary tag: option 2

This is a small plastic two-piece ear tag, which may be any colour.



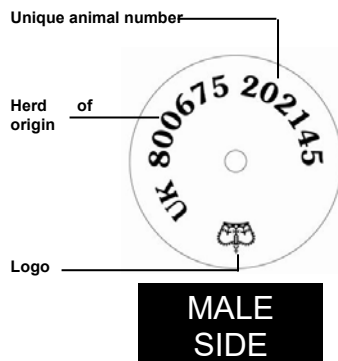
**MALE  
SIDE**



**FEMALE  
SIDE**

### 2.2.12 Secondary tag: option 3

The button ear tag is a round two-piece plastic button design, which may be any colour.



## Manual for Official Controls | Amendment 84

---

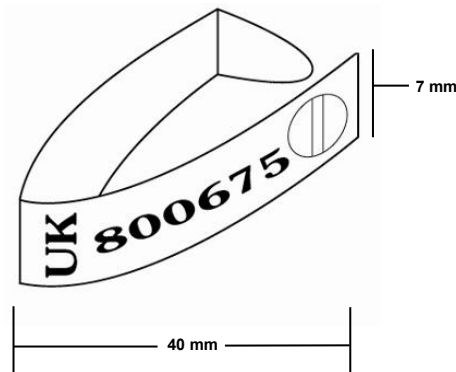
### 2.2.13 Secondary tag: option 4

The metal ear tag is a one-piece design.

Flat view



Three Dimensional View



### 2.2.14 Ear tag requirements

The following table shows the cattle identification requirements in force at various dates of birth.

Date of birth	Tagging requirements	Example of format
15 October 1990 to 1 April 1995	Single ear tag or tattoo	A1234 123 B654 3210 D123 123C
1 April 1995 to 31 December 1997	One ear tag in right ear with unique alpha-numeric identity including UK prefix	UKAB 1234 56789 UK A 1234 56789

Presentation for slaughter / slaughter of cattle born in, or imported into, the UK before 1 August 1996 for human consumption is prohibited		
1 January 1998 to 31 December 1999	Double tagging with same alpha-numeric identity including UK prefix in each ear, for lifetime of the animal	UKAB 1234 56789 UK A 1234 56789
1 January 2000 To 30 June 2000	Double tagging with same alpha-numeric or numeric identity including UK prefix in each ear, for lifetime of the animal	UKAB 1234 56789 UK A 1234 56789 UK 666666500046
1 July 2000 to present	Double tagging, with same numeric identity including UK prefix in each ear, for lifetime of the animal	UK 666666500046

### 2.2.15 Unacceptable official identification

The following other forms of identification cannot be accepted as official identification:

- hand written tags
- tattoos
- printed tags without a country code
- tags where the code appears to have been amended or tampered with (except the addition of management information to secondary ear tags)
- tags with missing information, for example, one missing one number
- unreadable ear tags

## 2.3 Ear tags in imported cattle

### 2.3.1 Ear tags: EU cattle

Cattle imported from EU member states and presented for slaughter for human consumption must be identified with a printed ear tag in each ear which shows the same official identity (double tagged) bearing:

- the country logo
- the country code

- an official identity of not more than 12 digits (which identifies the holding of origin and the animal)

This will also apply if cattle have been imported to an EU member state from a third country for onward trade with the UK. They should have been tagged with the importing member state's tags.

**Note:** If there is any doubt regarding the validity of tags, further advice should be sought from your Field Veterinary Co-ordinator (FVC).

**Reference:** See topic 2.4 on 'List of country codes' in this section for additional information.

### 2.3.2 Ear tags: third country cattle

Cattle imported from third countries which go direct to slaughter (within 15 days of arriving in the UK) are identified in accordance with third country rules. They must be accompanied by a veterinary certificate. They will have ear tags and national administrative documents of the country of origin.

Otherwise cattle must be re-tagged within 20 days of passing the veterinary checks and the farmer must apply for a passport within 15 days of arriving.

**Regulation:** CIR 2007, Schedule 1, Paragraph 9

**Note:** Cattle imported from third countries will have UK or other EU Member State's tags, and the date of import will be shown on the passport. This is the only place where the origin of the animal can be identified, so it is important to examine every passport that is checked, as the origin of the animal may have important consequences for BSE controls.

### 2.3.3 Ear tags: Northern Ireland cattle

Cattle imported from Northern Ireland and presented for slaughter for human consumption must be identified with a printed ear tag in each ear showing the same official identity (double tagging) bearing:

- unique NI logo (pictured)
- UK prefix
- official identity of 12 digits



Unique Northern Ireland logo replaces England and Wales crown logo

## Manual for Official Controls | Amendment 84

---

**Note:** All cattle imported into GB from NI must be registered with BCMS (unless slaughtered within 15 days of arrival into GB). They must only be moved to an approved slaughterhouse if accompanied by a cattle passport issued by BCMS. Single tagged cattle must be retagged within 15 days of arrival into GB.

**Regulation:** CIR 2007 Schedule 1 paragraphs 8 and 11  
EC 1760/2000 article 4 (1)

### 2.4 Country codes

#### 2.4.1 Europe

The table below lists the codes for each EU member state:

Country	Code	Country	Code
Austria	AT	Latvia	LV
Belgium	BE	Lithuania	LT
Bulgaria	BG	Luxembourg	LU
Cyprus	CY	Malta	MT
Czechia	CZ	Netherlands	NL
Denmark	DK	Poland	PL
Estonia	EE	Portugal	PT
Finland	FI	Romania	RO
France	FR	Spain	ES
Germany	DE	Sweden	SE
Greece	EL	Slovakia	SK
Hungary	HU	Slovenia	SI
Ireland	IE	United Kingdom	UK
Italy	IT		

**Note:** Cattle imported from the Channel Islands and Isle of Man have UK ear tags with different logos.

#### 2.4.2 Third countries

Codes for countries outside the EU are contained in the ISO 3166 online browsing platform at:

[http://www.iso.org/iso/home/standards/country\\_codes.htm](http://www.iso.org/iso/home/standards/country_codes.htm)

### 2.5 Cattle passport requirements

#### 2.5.1 Overview

All cattle born or imported into GB from an EU or third country since 1 July 1996 must be registered with BCMS (unless slaughtered within 15 days of arrival into the UK.) They must only be moved to an approved slaughterhouse if accompanied by a cattle passport issued by BCMS.

#### 2.5.2 Passport types

There are five types of official cattle identification documents for cattle in Great Britain.

The table below shows the type of passport or other identification document issued, dependant on the date of birth or import.

**Note:** Imported cattle must be accompanied by official documentation.

**Reference:** See sub-topics 2.5.7 and 2.5.8 in this section for additional information.

Date of birth / import	Document
Before 1 July 1996	<ul style="list-style-type: none"> <li>• Certificate of CTS registration with movement cards (COR or form CHR3), or</li> <li>• CPP13 if the original identification document was replaced between 9 October 2000 and 31 July 2011, or</li> <li>• CPP52 if the original identification document is replaced after 1 August 2011</li> </ul>
<b>Note: Presentation for slaughter / slaughter of cattle born, or imported into, the UK before 1 August 1996 for human consumption is prohibited</b>	
1 July 1996 to 28 September 1998	<ul style="list-style-type: none"> <li>• old-style (blue and green A4) cattle passport (CPP1), and</li> <li>• certificate of CTS registration with movement cards (COR or form CHR3), or</li> <li>• CPP13 if the original passport was replaced between 9 October 2000 and 31 July 2011, or</li> <li>• CPP52 if the original passport is replaced after 1 August 2011</li> </ul>

## Manual for Official Controls | Amendment 84

---

28 September 1998 to 31 July 2011	<ul style="list-style-type: none"><li>chequebook-style passport with movement cards (CPP13)</li></ul> <p><b>Note:</b> Unless imported less than 15 days previously, cattle (including calves) can only be accepted for slaughter if they have a full passport</p>
From 1 August 2011	<ul style="list-style-type: none"><li>single A4 sheet (CPP52)</li></ul> <p><b>Note:</b> Movement cards will not be supplied with this type of passport. Keepers must notify cattle movements using CTS Online or via a self-service telephone line.</p> <p><b>Note:</b> Unless imported less than 15 days previously, cattle (including calves) can only be accepted for slaughter if they have a full passport.</p>
For cattle refused a cattle passport	<ul style="list-style-type: none"><li>notice of registration (CPP35)</li></ul> <p><b>Note:</b> such cattle are not eligible for slaughter for human consumption.</p>

### 2.5.3 Passport details

From 1 August 2011, the GB passport is the CPP52 single A4 sheet, which shows the following information:

- animal details: date of birth, sex, breed or colour of coat
- official identification number as printed on the ear tag
- identity of genetic or surrogate dam
- holding of birth
- date the passport was issued and reissued
- movement summary: identity of locations and dates of change since the passport was issued

**Regulation:** (EC) 1760/2000 Article 6 (1)

### 2.5.4 Valid passport

A valid passport has:

- all registration details complete
- an ear tag number matching the ear tags on the animal

- address details of the most recent holdings the animal has moved through, up to a maximum of 6 holdings (the full history will be available via CTS)
- entries which have been signed and dated by each keeper of the animal
- no sign of having been tampered with or amended in any way
- a heat-sensitive diamond shape which will fade when held between finger and thumb (security feature in the bottom right-hand corner)

In all cases, the original documents must be presented with the animal. Photocopies or faxes of documents are not acceptable.

**Exception: It is acceptable to slaughter an animal on welfare grounds without valid documentation. However, the carcass must not be health marked until receipt of the correct original valid passport.**

### 2.5.5 Valid NI passport

There are no passports in NI. Every animal is recorded on a central database, the Animal and Public Health Information System (APHIS). Normally a print-out of the database containing the animal's information, movement history and statuses of this particular animal as held on the APHIS database is produced instead of a passport.

Animals are moved within NI on what are called: 'owners' declarations'. These can be either hand-written or electronic based on the level of IT knowledge and application at the holding. However, when animals are moved 'outside' NI (and the APHIS system) the print-out will accompany the animal. This information has been produced directly from APHIS for the purpose of moving the animal into GB.

All the information is entered on to the APHIS system at the different stages of the animals' life time and this is centrally stored for access at any stage (only through secure access profiles). APHIS also holds all testing information, ante mortem inspection and post mortem inspection results (when the animal is slaughtered in Northern Ireland).

Cattle born in Northern Ireland before September 2008 may have ear tags mismatching against the owners declaration / APHIS print out. This is due to zeros being added to the passport number to ensure that it has 14 characters.

This means that ear tags and passport numbers may not match as the ear tags will still show the 'old number' of less than 14 characters while the document shows the 14 characters with zeros included on the herd number and individual number.

### 2.5.6 Passport: stamped 'not for human consumption'

There may be circumstances, for example, when cattle have been fed mammalian protein, when a decision is made to prevent certain cattle from entering the food chain.

The passports of any such animals of all ages will be stamped clearly in blue ink 'Not for human consumption' and the information retained by BCMS in their central records.

If any such animal is presented in a slaughterhouse the OV must notify:

- Regional Veterinary Manager, APHA, Worcester (01905 763355)
- the local APHA office
- Local Authority (LA) (Trading Standards Department)
- BCMS

**Under no circumstances may these animals be slaughtered for human consumption and their carcasses must not enter the food chain.**

### 2.5.7 Cattle from EU member states

All cattle imported from another EU Member State or Northern Ireland and sent direct for slaughter must be accompanied by:

- a passport issued by the Member State (an EU passport)
- an export health certificate
- a Permit Authorising Movement of Cattle (MC2L) issued by DARD (animals from Northern Ireland only).

Passports issued by EU Member States vary in style.

**Example: They can be a computer printout. They may be titled 'Movement Licence' or an equivalent description.**

**Reference:** See sub-topic 2.6.7 on 'Example of a Dutch cattle passport' subsequently presented in this topic for additional information.

**Important: Keepers of imported cattle not slaughtered within 15 days of arrival into GB must obtain a passport from BCMS. The country of origin,**

**date of import and import health certificate number is shown on the front of the CPP52 single sheet passport, or on the inside back cover of the CPP13 cheque book style passport.**

### **2.5.8 Cattle from third countries**

A GB passport will accompany animals imported since 1 July 1996 from third countries, unless they are presented for slaughter within 15 days of import.

Animals imported direct for slaughter within 15 days of arrival must be accompanied by an export certificate and must be clearly identified.

## **2.6 Examples of cattle identification documents**

### **2.6.1 CPP-1**

This is an old style passport or CPP-1. It was issued from 1 July 1996 until BCMS started issuing cheque book style passports in September 1998.



## 2.6.2 Certificate of CTS registration (COR)

This is a Certificate of CTS Registration or COR. They were issued to cattle that were born before 1 July 1996 (when passports were introduced) and animals which also have an old style passport (CPP-1). These animals are not eligible to be slaughtered for human consumption.

**Certificate of CTS Registration**  
**Tystysgrif Gofrestredig SOG**

This certificate should accompany the animal when it moves on and off holdings. Rhaid i'r dystysgrif hon fynd gyda'r anifail pan fydd yr anifail yn yrruad neu'n cyrraedd eich ddaid.

British Cattle Movement Service

**Official Animal Identity**  
Rhif Adnabod Swydddogol yr Anifail

**Death notification**  
Hyabysiad Marwolaeth

Breed: **WELSH BLACK**  
Sex: **FEMALE**

Date of birth: **11 11 1111**

Kill number (where applicable):

Date of death:

Signature:

BCMS: CURWEN ROAD  
WORKINGTON  
CUMBRIA  
CA14 2DD

**Important notes**

- Movements of all cattle should now be notified to BCMS. Use the pre-printed cards attached to notify the movements of this animal. If you need more cards, please send the Certificate to BCMS with a note requesting a new/ replacement Certificate.
- If the animal has a blue-green passport keep it with this certificate and make sure both documents go with the animal if you sell it.
- When the animal dies tear off any unused movement cards and destroy them. Report its death by returning the completed Certificate of CTS Registration to BCMS, along with its passport if it has one.

**Nodiadau pwysig**

- Bellach, dydd rhai gwybod i'r GSGP am unrhyw symudiadau y bydd y gwartheg yn eu gwneud. Defnyddiwch y cerbydau sydd wedi eu hysgrifio yn barod i'w gwybod i'w am symudiadau'r anifail hwn. Os bydd angen mwy o garddau, gwnech y dystysgrif hon i'r GSGP ynghyd â nodyn yn gofyn am dystysgrif newydd.
- Os oes gan yr anifail basbort gwyrddlas, cadwch ef gyda'r dystysgrif hon gan sicrhau bod y ddeu ddogfen yn mynd gyda'r anifail os byddwch yn ei werthu.
- Pan fydd yr anifail yn marw, rhywguich i fferdd unrhyw garddau symud sydd heb eu defnyddio a'u dileu. Rhwng hyn a'i bod yr anifail wedi marw drwy ddechrau'r Tystysgrif Cofrestru'r Cynllun Orlhain Gwartheg (SOG) i GSGP ynghyd â'i basbort os oes un ganddo.

**Official Animal Identity / Rhif Adnabod Swydddogol yr Anifail**

EXAMPLE

**Movement (TICK ONLY ONE box in this section and use BLACK ink):**  
Symudiad (TICKIWCY UN BOCS YN UNIG yn yr ardal hon gan ddefnyddio inc DU)

ON movement  
Symudiad CYRRAEDD

OFF movement  
Symudiad YMADAEL

through a market (MARKET STAFF ONLY)  
Symudiad drwy'r farchnad (STAFF Y FARCHNAD YN UNIG)

Date of movement(s):  
Dyddiad y Symudiad

Signature / Llofnod

---

**Official Animal Identity / Rhif Adnabod Swydddogol yr Anifail**

EXAMPLE

**Movement (TICK ONLY ONE box in this section and use BLACK ink):**  
Symudiad (TICKIWCY UN BOCS YN UNIG yn yr ardal hon gan ddefnyddio inc DU)

ON movement  
Symudiad CYRRAEDD

OFF movement  
Symudiad YMADAEL

through a market (MARKET STAFF ONLY)  
Symudiad drwy'r farchnad (STAFF Y FARCHNAD YN UNIG)

Date of movement(s):  
Dyddiad y Symudiad

Signature / Llofnod

## 2.6.3 Notice of registration (CPP35)

This is a Notice of Registration (CPP35) and is issued for animals that have been refused a passport. These animals are not eligible to be slaughtered for human consumption.



**British Cattle**  
Movement Service

British Cattle Movement Service  
Curwen Road, Workington, Cumbria CA14 2DD

### Notice of Registration

If you would like a Welsh version of this form please ask us.

- This animal has been refused a passport.
- This animal cannot enter the human food chain.
- It is not eligible for any bovine subsidies, but will count towards the Extensification Payment Scheme (EPS) stocking density.
- It cannot move alive from your holding, except under a licence we have issued.
- You will be committing an offence if the animal is moved without a licence, which may result in prosecution.
- Movements of animals under licence are normally only allowed to a knacker's yard or hunt kennel. To get a licence, please call us five working days before you want to move the animal and provide full details of the animal, the movement date and the destination. The BCMS helpline number is: 0845 050 1234 (or 0845 050 3456 if you speak Welsh).

The following animal has been registered on the Cattle Tracing System Database.

**UK999999100001**

■ **Animal details**

Date of birth

Sex

Breed

Genetic dam

■ **Holding details**

Holding number

Keeper's name

Holding address



If the animal is moved to a knacker's yard or hunt kennel under licence, or if it dies on farm, you must fill in the boxes below and return this document to us at the address at the top of this document, within seven days. You must provide the following details.

Date of death	<input style="width: 100%;" type="text"/>	Place of death (holding number)	<input style="width: 100%;" type="text"/>
Your signature	<input style="width: 100%;" type="text"/>	Date	<input style="width: 100%;" type="text"/>

CPP 35 (9/03)
Printed on recycled paper containing 100% post consumer waste

### 2.6.4 CPP13

This is a chequebook-style passport (CPP13). BCMS issued these for animals born or imported between 28 September 1998 and 31 July 2011. These were also issued when keepers sent their old style passports (CPP-1) and certificates of registration (COR) for amendment. This means that some cattle born in or imported into the UK before 1 August 1996 may have a cheque-book style passport because the original identification document has been replaced. These cattle with replacement identification documents are not eligible to be slaughtered for human consumption.

SAMPLE Animal Details Manylion yr Anifail	Ear tag Tag clust <b>SAMPLE</b> 	British Cattle Management Service Gwasanaeth Symud Brudfys Ffôr
	Electronic id Id electronig	
	Breed / Brid: <b>HOLSTEIN</b>	Genetic Dam / Mam Enetig: <b>AN EARTAG</b>
	Sex / Rhyw: <b>FEMALE</b>	Issue / Version: <b>01 01 1900 / 01</b>
	Born / Ganwyd: <b>01 01 1990</b>	Re-issue / Version: <b>01 01 1900 / 02</b>
		
	Page 1	CPP 13 (2/02)

### 2.6.5 CPP52

This is a single page passport, A4 size, which has been issued by BCMS since 1 August 2011. All passports issued or re-issued since then will be this new style document. BCMS do not intend to recall any previously issued passports, but if a passport is returned for any reason, for example for correction or for extra pages to be added, then a single page passport will be issued as a replacement.

Cattle movement cards are no longer provided with these passports. Keepers of cattle with this single-sheet type of passport will be required to notify cattle movements using the CTS Online website or via a self-service telephone helpline.

# Manual for Official Controls | Amendment 84



## Non-bovine imported: front page

<h3 style="margin: 0;">Cattle Passport Pasport Gwartheg</h3>	<p style="font-size: 8px; margin: 0;">British Cattle Movement Service Gwasanaeth Symud Gwartheg</p>	<p><b>Ear tag / Tag clust:</b> <b>UK123456 100001</b></p>
<p>Breed / <i>Brid</i>: <b>Aberdeen Angus</b></p> <p>Sex / <i>Rhyw</i>: <b>Male</b></p> <p>Born / <i>Ganwyd</i>: <b>01/08/2011</b></p> <p>Genetic Dam / <i>Mam Enetig</i>: <b>UK123456 700001</b></p> <p>Sire / <i>Tad</i>: <b>UK987654 200003</b></p>	<p>Issue date <i>Dyddiad cyhoeddi</i>: <b>09/08/2011</b></p> <p>Version <i>Fersiwn</i>: <b>1</b></p>	
<p>Please check the details are correct, if not amend and return to BCMS. <i>Gwiriwch fod y manylion yn gywir, ac os nae ydych chi gaelwch eu haddasu a'u dychwelyd a' GSGP.</i></p>		
<h4 style="margin: 0;">Movement history / Hanes Symud</h4>		
<p>Location <i>Lleoliad</i></p> <p>Address <i>Cyfeiriad</i></p> <p>Date on <i>Dyddiad cyrhaedd</i></p> <p>Date off <i>Dyddiad ymadael</i></p>	<p>01/234/0005</p> <p>BCMS, Curwen Road, Workington</p> <p>01/08/2011</p>	
<h4 style="margin: 0;">To be completed by keeper on receipt of passport / I'w gwblhau gan geidwad ar dderbyn pasport</h4>		
<p>Space for other information</p> <p><i>Gofod ar gyfer unithyw wybodaeth arall</i></p>	<p>Place your holding address label here <i>Rhowch label cyfeiriad eich daliad yma</i></p>	<p>Signature <i>Llofnod</i></p> <p>Date of movement OFF holding / <i>Dyddiad YMADAEL â'r daliad</i></p> <p>Signature <i>Llofnod</i></p>
<p>Reported electronically tick this box</p> <p><input type="checkbox"/></p> <p><i>Wedi'i adrodd yn electronig ticiwch y blwch hwn</i></p>	<p>Place your holding address label here <i>Rhowch label cyfeiriad eich daliad yma</i></p>	<p>Date of DEATH / <i>Dyddiad y FARWOLAETH</i></p> <p>Signature <i>Llofnod</i></p> <p>Please remember to return the animal's passport to BCMS within seven days of the animal's death <i>Cofiwch dychwelyd pasport yr anifail i GSGP o fewn saith niwrnod o farwolaeth yr anifail</i></p>
<p><b>British Cattle Movement Service</b> <i>Gwasanaeth Symud Gwartheg Prydain</i> Curwen Road, Workington, Cumbria, CA14 2DD General helpline / <i>Cyffwrddiol</i>: 0845 050 1234 <i>Cymraeg</i>: 0845 050 3456 Email / <i>Cyfeiriad e-bost</i>: <a href="mailto:bcms-enquiries@bcms.rpa.gsi.gov.uk">bcms-enquiries@bcms.rpa.gsi.gov.uk</a></p>		
<p><b>Report births, movements and deaths electronically using:</b> <i>Adrodd ar enedigaelthau, symudiadau ac marwolaethau yn electronig gan ddefnyddio</i></p> <ul style="list-style-type: none"> <li>• CTS Online / <i>SOG Ar-lein</i>: <a href="http://www.bcms.gov.uk">www.bcms.gov.uk</a></li> <li>• CTS self service line: 0845 011 1212</li> <li>• <i>Llinell Hunan Wasanaeth SOG</i>: 0845 011 1213</li> <li>• Or using a farm software package / <i>Nou'n defnyddio pecyn noddalwedd fform</i></li> </ul>		


<p><b>For TSE use only / At ddefnydd TSE yn unig</b></p>	<p><b>Born /Ganwyd</b> <b>01/08/2011</b></p> <p><b>UK123456 100001</b></p>
--	--

# Manual for Official Controls | Amendment 84

## Imported bovine: front page

<b>Cattle Passport</b> <b>Pasport Gwartheg</b>				<b>Ear tag / Tag clust:</b> <b>UK123456710007</b> 	
Breed / Brid:	<b>Holstein</b>	Country of origin / Mewnforiwyd o:	<b>Switzerland</b>		
Sex / Rhyw:	<b>Female</b>	Date of import / Dyddiad mowrforio:	<b>06/06/2010</b>		
Born / Ganwyd:	<b>04/10/2008</b>	Import health certificate No / Rhif lystysgrif iechyd mewnforio:	<b>CH.2010.0001001</b>		
Genetic Dam / Mam Enetig:	<b>CH122112020101</b>	Previous ear tag / Tag clust blaenorol:	<b>CH122112011001</b>		
Surrogate Dam / Mam Fenthyg:	<b>CH22011001002</b>	Issue date / Dyddiad cyhoeddi:	<b>15/08/2011</b>	Version / Fersiwn:	<b>2</b>
Sire / Tad:	<b>CH111202003001</b>				
<small>Please check the details are correct, if not amend and return to BCMS. Gwiriwch fod y manylion yn gywir, ac os nae ydych chi gallwch eu baddasu a'u dychwelyd at GSGP.</small>					
<b>Movement history / Hanes Symud</b> ** Full movement history held on Cattle Tracing System ** Hanes symudiadau llawn a ddelir ar y System Olrhain Gwartheg					
Location / Lleoliad	Address / Cyfeiriad	Date on / Dyddiad cyraedd	Date off / Dyddiad ymadael		
01/234/0001	Farm One, Sample Street, Sample Town	06/06/2010	15/07/2010		
04/234/0004	Farm Four, Sample Street, Sample Town	01/08/2010	14/10/2010		
05/234/0005	Farm Five, Sample Street, Sample Town	14/10/2010	29/11/2010		
06/234/0006	Farm Six, Sample Street, Sample Town	29/11/2010	02/01/2011		
07/234/0007	Farm Seven, Sample Street, Sample Town	02/01/2011	07/04/2011		
08/234/0008	Farm Eight, Sample Street, Sample Town	07/04/2011	01/08/2011		
09/234/0009	Farm Nine, Sample Street, Sample Town	01/08/2011			
<b>To be completed by keeper on receipt of passport / I'w gwblhau gan geidwad ar dderbyn pasport</b>					
Space for other information	Place your holding address label here Rhowch label cyfeiriad eich daliad yma		Signature / Llofnod		
Getod ar gyfer unrhyw wybodaeth arall			Date of movement OFF holding / Dyddiad YMADAEL â'r daliad	<input type="text"/> <input type="text"/> <input type="text"/> <input type="text"/> <input type="text"/>	
			Signature / Llofnod		
<b>Death details / Manylion y farwolaeth</b>			Date of DEATH / Dyddiad y FARWOLAETH <input type="text"/> <input type="text"/> <input type="text"/> <input type="text"/> <input type="text"/>		
Reported electronically tick this box	Place your holding address label here Rhowch label cyfeiriad eich daliad yma		Signature / Llofnod		
<input type="checkbox"/>			Please remember to return the animal's passport to BCMS within seven days of the animal's death Cofwch ddychwelyd pasport yr anifail i GSGP o fewn saith niwrnod o farwolaeth yr anifail		
British Cattle Movement Service Gwasanaeth Symud Gwartheg Prydain Curwen Road, Workington, Cumbria, CA14 2DD General helpline / Cyffredinol: 0845 050 1234 Cymraeg: 0845 050 3456 Email / Cyfeiriad e-bost: bcms-enquiries@bcms.rpa.gsi.gov.uk			Report births, movements and deaths electronically using: Adrodd ar enedigaethau, symudiadau ac marwolaethau yn electronig gan ddefnyddio: • CTS Online / SOG Ar-lein: <a href="http://www.bcms.gov.uk">www.bcms.gov.uk</a> • CTS self service line: 0845 011 1212 Llinell Hunan Wasanaeth SOG: 0845 011 1213 • Or using a farm software package / Neu'n defnyddio pecyn meddalwedd fferm		

For TSE use only / At ddefnydd TSE yn unig



Born / Ganwyd

04/10/2008

UK123456710007

## Reverse of page

**Do not send this passport to BCMS to report movements / Peidiwch anfon y pasbort hwn i GSGP i adrodd ar symudiadau**  
**You must complete the movement summary boxes below and report your movement using one of the electronic methods.**  
**Mae rhaid ichi lenwi'r blychau crynhoi symudiadau isod ac adrodd ar eich symudiad gan ddefnyddio un o'r dulliau electronig.**

Space for other information  Place your holding address label here <i>Rhowch label cyfeiriad eich daliad yma</i>  Movements must be reported within three days <i>Rhaid adrodd symudiadau o fewn tridiau</i>  Gofod ar gyfer unmyw wybodaeth arall	Date of movement <b>ON</b> holding / Dyddiad <b>CYRRAEDD</b> y daliad <input type="text"/> <input type="text"/> <input type="text"/> <input type="text"/> <input type="text"/> <input type="text"/> <input type="text"/> <input type="text"/> Signature Llofnod
	Date of movement <b>OFF</b> holding <b>OR</b> through market Dyddiad <b>YMADAEL</b> â'r daliad <b>NEU</b> fynd drwy'r farchnad <input type="text"/> <input type="text"/> <input type="text"/> <input type="text"/> <input type="text"/> <input type="text"/> <input type="text"/> <input type="text"/> Signature Llofnod
Space for other information  Place your holding address label here <i>Rhowch label cyfeiriad eich daliad yma</i>  Movements must be reported within three days <i>Rhaid adrodd symudiadau o fewn tridiau</i>  Gofod ar gyfer unmyw wybodaeth arall	Date of movement <b>ON</b> holding / Dyddiad <b>CYRRAEDD</b> y daliad <input type="text"/> <input type="text"/> <input type="text"/> <input type="text"/> <input type="text"/> <input type="text"/> <input type="text"/> <input type="text"/> Signature Llofnod
	Date of movement <b>OFF</b> holding <b>OR</b> through market Dyddiad <b>YMADAEL</b> â'r daliad <b>NEU</b> fynd drwy'r farchnad <input type="text"/> <input type="text"/> <input type="text"/> <input type="text"/> <input type="text"/> <input type="text"/> <input type="text"/> <input type="text"/> Signature Llofnod
Space for other information  Place your holding address label here <i>Rhowch label cyfeiriad eich daliad yma</i>  Movements must be reported within three days <i>Rhaid adrodd symudiadau o fewn tridiau</i>  Gofod ar gyfer unmyw wybodaeth arall	Date of movement <b>ON</b> holding / Dyddiad <b>CYRRAEDD</b> y daliad <input type="text"/> <input type="text"/> <input type="text"/> <input type="text"/> <input type="text"/> <input type="text"/> <input type="text"/> <input type="text"/> Signature Llofnod
	Date of movement <b>OFF</b> holding <b>OR</b> through market Dyddiad <b>YMADAEL</b> â'r daliad <b>NEU</b> fynd drwy'r farchnad <input type="text"/> <input type="text"/> <input type="text"/> <input type="text"/> <input type="text"/> <input type="text"/> <input type="text"/> <input type="text"/> Signature Llofnod
Space for other information  Place your holding address label here <i>Rhowch label cyfeiriad eich daliad yma</i>  Movements must be reported within three days <i>Rhaid adrodd symudiadau o fewn tridiau</i>  Gofod ar gyfer unmyw wybodaeth arall	Date of movement <b>ON</b> holding / Dyddiad <b>CYRRAEDD</b> y daliad <input type="text"/> <input type="text"/> <input type="text"/> <input type="text"/> <input type="text"/> <input type="text"/> <input type="text"/> <input type="text"/> Signature Llofnod
	Date of movement <b>OFF</b> holding <b>OR</b> through market Dyddiad <b>YMADAEL</b> â'r daliad <b>NEU</b> fynd drwy'r farchnad <input type="text"/> <input type="text"/> <input type="text"/> <input type="text"/> <input type="text"/> <input type="text"/> <input type="text"/> <input type="text"/> Signature Llofnod
Space for other information  Place your holding address label here <i>Rhowch label cyfeiriad eich daliad yma</i>  Movements must be reported within three days <i>Rhaid adrodd symudiadau o fewn tridiau</i>  Gofod ar gyfer unmyw wybodaeth arall	Date of movement <b>ON</b> holding / Dyddiad <b>CYRRAEDD</b> y daliad <input type="text"/> <input type="text"/> <input type="text"/> <input type="text"/> <input type="text"/> <input type="text"/> <input type="text"/> <input type="text"/> Signature Llofnod
	Date of movement <b>OFF</b> holding <b>OR</b> through market Dyddiad <b>YMADAEL</b> â'r daliad <b>NEU</b> fynd drwy'r farchnad <input type="text"/> <input type="text"/> <input type="text"/> <input type="text"/> <input type="text"/> <input type="text"/> <input type="text"/> <input type="text"/> Signature Llofnod
Space for other information  Place your holding address label here <i>Rhowch label cyfeiriad eich daliad yma</i>  Movements must be reported within three days <i>Rhaid adrodd symudiadau o fewn tridiau</i>  Gofod ar gyfer unmyw wybodaeth arall	Date of movement <b>ON</b> holding / Dyddiad <b>CYRRAEDD</b> y daliad <input type="text"/> <input type="text"/> <input type="text"/> <input type="text"/> <input type="text"/> <input type="text"/> <input type="text"/> <input type="text"/> Signature Llofnod
	Date of movement <b>OFF</b> holding <b>OR</b> through market Dyddiad <b>YMADAEL</b> â'r daliad <b>NEU</b> fynd drwy'r farchnad <input type="text"/> <input type="text"/> <input type="text"/> <input type="text"/> <input type="text"/> <input type="text"/> <input type="text"/> <input type="text"/> Signature Llofnod

**When all the movement summary boxes are complete you can attach a continuation sheet (CPP52a), available on the RPA website or by contacting BCMS. Or you can return this passport for reissue to BCMS.**



*Pan yw pob blwch crynhoi symudiadau'n gyflawn gallwch atodi tafen barhad (CPP52a), ar gael ar wefan yr RPA neu drwy gysylltu â GSGP. Neu gallwch ddychwelyd y pasbort hwn i'w ailgyhodd i GSGP.*

CPP52 08/2011

# Manual for Official Controls | Amendment 84

## 2.6.6 Example 'not for human consumption' stamped passport


<b>SAMPLE</b> Animal Details Manylion yr Anifail	Ear tag / Tag clust <div style="text-align: center; font-size: 24px; font-weight: bold;">SAMPLE</div> 	 British Cattle Movement Service Gwasanaeth Symud Dyddirg Pŵllan	
	Electronic Id / Id electronig Breed / Brid: <b>HOLSTEIN</b> Sex / Rhyw: <b>FEMALE</b> Born / Ganwyd: <b>01 01 1990</b>	Genetic Dam / Mam Enetig: <b>AN EARTAG</b> Issue / Version: <b>01 01 1900 / 01</b> Cyhoeddiad / Fersiwn:	Re-issue / Version: <b>01 01 1900 / 02</b> Ailgyhoeddiad / Fersiwn:
	<div style="border: 2px solid blue; padding: 5px; font-weight: bold; color: blue;">             NOT FOR HUMAN CONSUMPTION              Animal exposed to mammalian protein           </div>		
	CALLID: - - - - 1 1 1 1 1 1 1		
	<small>(Sale or Slaughter for food production is an offence under Regulation 29F, TSE (England) Regulations 2008 (as amended))</small>		
Page 1	SAMPLE		

GLYNWCH label cyfeiriad y deliadaid, rhwngoch nif llwyth y lladd-dy (os yw'n gymwys), rhwngoch y DYDDIAD a'ch LLOFNOD.  <b>Back Cover</b> <b>Clawr Cefn</b>	Ear tag / Tag clust <div style="text-align: center; font-size: 24px; font-weight: bold;">SAMPLE</div>	 British Cattle Movement Service Gwasanaeth Symud Dyddirg Pŵllan	
	Death details / Manylion y farwolaeth Holding at time of death / Dafliad adeg y farwolaeth	Other animal details / Manylion eraill yr anifail Sire: Tad: Surrogate dam: Mam fennyg: Date of re-tag: Dyddiad ailddgio: Country of import: Gwlad mewnfario: Date of import: Dyddiad mewnfario: Previous ear tag: Tag clust blaenorol: Import health certificate No. Rhif tystysgrif iechyd mewnfario	CALLID: - - - - 1 1 1 1 1 1 1  <small>(Sale or Slaughter for food production is an offence under Regulation 29F, TSE (England) Regulations 2008 (as amended))</small>
	<div style="border: 2px solid blue; padding: 5px; font-weight: bold; color: blue;">             NOT FOR HUMAN CONSUMPTION              Animal exposed to mammalian protein           </div>		
	CALLID: - - - - 1 1 1 1 1 1 1		
	<small>(Sale or Slaughter for food production is an offence under Regulation 29F, TSE (England) Regulations 2008 (as amended))</small>		
Page 31	SAMPLE		

## 2.6.7 Example of a Dutch cattle passport

### Dutch passport

A specimen of a Dutch passport (used from 8 December 2006) is shown below.

Koninkrijk Der Nederlanden RUNDERPASPOORT conform Verordening (EG) 1760/2000			
1	Selectiedatum : 12-12-2006 Datum Aanvraag : 11-12-2006 Paspoortnummer : 33279	Barcode	
2	<b>ID-CODE</b> NL 431234567		
3	<u>Rundgegevens</u> Datum Geboorte : 12-03-2006 Geslacht : V Haarkleur : Roodbont ID-code Moeder : NL 381234567 Land van oorsprong : NEDERLAND Land van herkomst : Premiestatus :		
4	<u>Exportierend UBH</u> ME/UBN : 123456 Houder : A. Veehouder Adres : Kalfstraat 1 Postcode/Woonplaats : 9876 AB KOEDORP Telefoonnummer : 0111-111111 Status : Definitief Land : NEDERLAND		
5	<u>Houders en periodes van verblijf</u>		
	ME/UBN NL 123456	Aanvoerdatum 12-03-2006	ME/UBN Aanvoerdatum
6	Handtekening laatste houder: _____ Handtekening officiële dierenarts + stempel: _____		

#### Explanation of passport

- Selection criterions;**  
selection date (Selectiedatum): the production date of the passport  
application date (Datum Aanvraag)  
passport number (Paspoortnummer): an unique passport number
- The 'P' stands for partial evacuation in case of BSE. When a 'P' is printed before the ID-code the animal has had contact with an animal that is slaughtered in case of BSE.
- Animal details;**  
ID-code: unique identification code of the animal  
date of birth (Datum geboorte)

Specimen and explanation of dutch passport  
Version: 16-04-2007

Page 1 van 2

# Manual for Official Controls | Amendment 84

- sex (Geslacht)  
 hair colour (Haarkleur)  
 Dam's (mother) identification code (ID-code Moeder)  
 country of birth (Land van oorsprong)  
 country of origin (Land van herkomst): the country from which the animal is imported  
 animal premium (Premiestatus): if premium is granted in case of the legislation for bulls
- Herd code /address of export;  
 herd code (ME/UBN)  
 name holder (Houder)  
 address (Adres)  
 postal code and town (Postcode/Woonplaats)  
 status of herd (Status)  
 Country code (Land)
  - Holders and movement;  
 herd code  
 date of arrival  
 The codes of the herd at which an animal spent time from its birth to the present are recorded here, along with the countries concerned and the dates on which the animal arrived at the herd concerned.
  - Signatures; last keeper's signature (Handtekening laatste houder) and an official veterinarian's signature + stamp (Handtekening officiële dierenarts + stempel).
- The backside of the passport is empty. De passport is printed on white paper (A4).

**Explanation of sex**

V = female  
 M = male

**Explanation of hair colours**

zwartbont	black and white pied
roodbont	red and white pied
blaarkop zwart	white headed black
blaarkop rood	white headed red
eenkleurig bruin	brown (one coloured)
eenkleurig rood	red (one coloured)
eenkleurig zwart	black (one coloured)
eenkleurig wit	white (one coloured)
blauwbont	white-blue
eenkleurig grijs	grey (one coloured)
baggerbont	mud pied black
zwart-wit	black-white
rood-wit	red-white
vaalbont	rusty black
driekleur	tricolour (black-red/brown-white)

**Explanation herd code**

Country code: NL

Unique herd code: 2027414 (up to 7 digits)

code	2	0	2	7	4	1	4
weighing factor	1	7	3	1	7	3	1
total	2	0	6	7	28	3	4

Add 2+0+6+7+28+3+4 = 50, the result must be divertible by 10: 50/10 = 5 remainder 0

# Manual for Official Controls | Amendment 84

## 2.6.8 Example of an Irish cattle passport

### Front of document

An Roinn Talmhaíochta agus Bia.  
Department of Agriculture and Food, Ireland.

Tag No. INNER FACE

**Passport/Cattle Identity Card**

Date of Birth: 16 MAY 2000  
16/05/2000

Breed: HE Sex: MALE

Date of Issue of Card: 28/09/2000

I.D. Code of Dam: IEMNSG0070M

Name & Address of Owner/Keeper of Herd of Birth/Origin: **JOE FARMER GLENROE FARM CO WICKLOW**

Herd No.: **Z8888888**

Signature: \_\_\_\_\_

**Special Beef Premium Eligibility/Status (for Official use)**

<b>FIRST AGE PREMIUM</b>	<b>BULL PREMIUM FROM</b>	<b>ONE FULL LIVESTOCK UNIT FROM</b>	<b>SECOND AGE PREMIUM</b>
FROM 16/12/2000	16/12/2000	17/05/2002	FROM 16/01/2002
TO 15/01/2002	NO UPPER AGE LIMIT		

**Certificate of Tuberculosis Testing**  
I certify that this animal passed the test indicated below and that no animal failed the test.

**FOLD CARD INWARDS ON THIS LINE ONLY**

Date of Test	Herd No.	Signature of Veterinary Surgeon
1.		
2.		
3.		
4.		
5.		
6.		
7.		

**Certificate of Brucellosis Testing**  
I certify that this animal passed the test indicated below and that no animal failed the test.

Date of Test	Herd No.	Signature of Certifier
1.		
2.		
3.		
4.		
5.		
6.		
7.		

This is an official document. It is the property of the Minister for Agriculture and Food. Any alteration/defacement/damage renders it invalid. Document must be signed by the owner/keeper and completed at RECORD OF OWNERS/KEEPERS, TRANSACTIONS AND MOVEMENTS following arrival of animal at each holding (see reverse of card). Document must be surrendered (a) on request to an Authorised Person (b) to the veterinary surgeon at the commencement of test (c) to the new owner/keeper at time of sale/transfer (d) to the factory/abattoir at time of slaughter (e) to the DVO within 7 days in the event of death of the animal.

Tag No. **IE888888870123**

## Manual for Official Controls | Amendment 84

Reverse of document

<b>RECORD OF OWNERS/KEEPERS, TRANSACTIONS AND MOVEMENTS</b>			
<b>Record of Transactions at Marts (to be completed by Mart Official)</b>			
Date	Code No. of Mart	Lot No.	Signature of Mart Official
1.			
2.			
3.			
4.			
5.			
6.			
7.			

<b>RECORD OF OWNERS/KEEPERS (TO BE COMPLETED BY EACH NEW OWNER/KEEPER ON ARRIVAL OF ANIMAL AT HOLDING)</b>			
ARRIVAL DATE	HERD NUMBER OR KEEPER NO.	NAME & ADDRESS (BLOCK CAPITALS)	SIGNATURE
1.		Name .....	
		Townland .....	
		County .....	
2.		Name .....	
		Townland .....	
		County .....	
3.		Name .....	
		Townland .....	
		County .....	
4.		Name .....	
		Townland .....	
		County .....	
5.		Name .....	
		Townland .....	
		County .....	
6.		Name .....	
		Townland .....	
		County .....	
7.		Name .....	
		Townland .....	
		County .....	
8.		Name .....	
		Townland .....	
		County .....	

### 2.7 Cattle age requirements

#### 2.7.1 Prohibition on older cattle

The sale of meat derived from cattle born in, or imported into, the UK before 1 August 1996 is strictly prohibited. It is also an offence to consign such an animal to a slaughterhouse. Any meat from such animals is automatically deemed to be an animal by-product (ABP).

Legislation:

- Commission Decision 2007/411(EC), prohibiting the placing on the market of products derived from bovine animals born or reared within the UK before 1 August 1996.
- the TSE (England) Regulations 2010, Schedule 2, paragraph 7
- the TSE (Wales) Regulations 2008, Schedule 2, paragraph 2

#### 2.7.2 Bovines requiring BSE testing

Requirements regarding BSE testing differ according to the age and origin of the bovine.

**Reference:** Full details of the requirements are located within chapter 2.6 on 'Transmissible Spongiform Encephalopathy testing', section 2.

#### 2.7.3 FBO identification responsibilities

FBOs must ensure that they can identify:

- cattle born in, or imported into, the UK before 1 August 1996 and other cattle ineligible for the food supply
- cattle that require BSE testing
- cattle aged over 30 months of age – OTM carcasses must be despatched to a cutting plant authorised to remove OTM bovine VC SRM

**Reference:** Guidance on SRM is contained in chapter 2.7 on 'Specified risk material'.

### 2.8 Sheep and goats

#### 2.8.1 Background

The identification of sheep and goats arriving at the slaughterhouse involves two separate areas of legislation, namely the EC Hygiene Regulations and the SAGRIMO Order enforcing the Council Regulation (EC) 21/2004.

The Hygiene Regulations are directly enforceable by the FSA, whereas breaches of SAGRIMO involve Defra and are reported to the Local Authority who will then take appropriate action and report findings to Defra.

New electronic tagging requirements for sheep and goats came into force on 1 January 2010 and the new requirements, as well as historic ones, are all available in Defra guidance. The guidance is available on Defra's website at:

<https://www.gov.uk/sheep-and-goats-identification-registration-and-movement>

Under the Hygiene Regulations, sheep and goats accepted for slaughter must be properly identified in such a way that their origin can be traced.

#### 2.8.2 Legislation

The following table contains the key pieces of legislation relating to sheep and goat identification:

Regulation	Responsibilities
Regulation (EC) 853/2004	FBO <b>Reference:</b> See section 1 on 'Legislation'.
Regulation (EC) 854/2004	Authorised Officers to verify FBO compliance <b>Reference:</b> See section 1 on 'Legislation'.
Council Regulation (EC) 21/2004	The Regulation is directly applicable. However, there is also domestic enforcing legislation; the Sheep and Goats (Records, Identification and Movement) Order 2009 (SAGRIMO) and equivalent legislation in Wales- see page 2-44 in this section for ID requirements under SAGRIMO.

### 2.9 Identification requirements

#### 2.9.1 What is 'properly identified'?

Under Regulation (EC) 853/2004, the FBO may accept for slaughter only animals that are properly identified. For the purposes of the Hygiene Regulations, 'properly identified' means identified in such a way that the farm or holding from which a sheep or goat was sent for slaughter can be traced.

This information should be shown on the movement document which accompanies the animals and it should identify the animals in such a way that it enables them to be related to the food chain information (FCI). FCI should either be provided on the movement document or be provided separately.

Additionally, sheep can be deemed to be properly identified within the requirements of SAGRIMO if the animal bears an ear tag showing the farm where the animal was born in accordance with those requirements.

A judgement as to whether an improperly identified animal's identity is still 'reasonably ascertainable' has to be made by the OV (in accordance with (EC) 854/2004 (Annex I, Chapter III, 1)).

#### 2.9.2 What is 'reasonably ascertainable'?

The identity of a sheep may be considered 'reasonably ascertainable' if it can be traced back to its last holding.

Difficulties may arise from loss of a tag or from lack of correlation with the information on the movement document or in the FCI.

#### 2.9.3 FBO controls for sheep and goats identification

The table below describes the FBO responsibilities and controls to ensure that sheep and goats are 'properly identified' before slaughter, depending on whether the animals come directly from a farm or a livestock market.

## Manual for Official Controls | Amendment 84

---

Animals transported	FBO responsibilities and controls
Directly from farm	<p>The FBO, under the requirements for HACCP based procedures, should have a system to check that all sheep accepted for slaughter are properly identified.</p> <p>The FBO should also check that the movement document is completed and shows the correct number of sheep in the batch and where required, records animals' individual identities and that FCI details have been completed appropriately.</p> <p>Under the requirements of SAGRIMO, the FBO should check that all sheep are tagged and correspond to the movement document.</p> <p>This system should be agreed with the OV and include a system of notification of arrival of animals in the slaughterhouses to the OV, taking account of the operating practices of the plant.</p>
From livestock market	<p>Sheep may be consigned to the slaughterhouse in a composite group comprising animals from many different farms.</p> <p>Slaughterhouse FBOs should have a system to check that all sheep accepted for slaughter are properly identified (as above). The FBO should check that the movement document is completed and shows the correct number of sheep, either individually recorded or batch recorded.</p> <p>Under the requirements of SAGRIMO, where a batch of 'slaughter' animals (lambs intended for slaughter before the age of 12 months) is received, which originate from more than one holding, the slaughterhouse must record the mix of identities in the batch in their holding register, by recording each of the batch numbers together with the corresponding number of animals originating from each holding. This information is not needed on the movement document, but some slaughterhouses may ask for this information to be included so they do not have to compile it themselves.</p>

	<p>This system should be agreed with the OV and include a system of notification of arrival of animals in the slaughterhouses to the OV, taking account of the operating practices of the plant. Any discrepancies should be reported to the OV.</p> <p>Factors to be considered by the FBO in determining the size of the proportion of a consignment to be checked include:</p> <ul style="list-style-type: none"><li>• the nature of any agreement between the slaughterhouse FBO and the market operator for checks at the market</li><li>• the previous record of checks on sheep from the same market</li></ul> <p>Checks on tagging and proper identification may be carried out:</p> <ul style="list-style-type: none"><li>• at the slaughterhouse</li><li>• at the market</li><li>• by a combination of checks at both premises</li></ul> <p><b>Note:</b> Division of responsibility between the operators of markets and slaughterhouses is a commercial matter between the parties. Slaughterhouse operators should have a written description of the system employed, and should have a procedure for checking the system.</p> <p>See Defra guidance at:</p> <p><a href="https://www.gov.uk/government/publications/central-point-recording-centres-for-sheep-approved-premises">https://www.gov.uk/government/publications/central-point-recording-centres-for-sheep-approved-premises</a></p> <p>for details of Central Point Recording Centres and Critical Control Point Systems.</p>
--	---

### 2.9.4 OV actions

It is the responsibility of the OV (Regulation (EC) No 854/2004) to verify that the FBO is compliant with the requirement that animals accepted for slaughter are properly identified. They must also ensure that animals whose identity is not

## Manual for Official Controls | Amendment 84

---

reasonably ascertainable are killed separately, declared unfit and disposed of in accordance with ABP legislation. FCI must also be checked by the OV (see Chapter 2.1 of the MOC for further guidance on FCI).

All sheep should be identifiable by means of an official identifier. Loss of tags is a recognised problem in sheep, and tags may be lost between the farm or market and the slaughterhouse. When sheep without tags are delivered to the slaughterhouse, and the lack of identification cannot be considered to be the result of loss of tags since leaving the farm (for example, significant numbers of sheep, or no physical evidence of having been tagged), they should not be accepted for slaughter for human consumption.

Details of animals presented for slaughter with a single slaughter tag after 30 June in the year following the lambing season, which you believe are older than 12 months of age and should therefore be identified with double tags, should be recorded and made available to the LA on request.

Details of the consignor's non-compliance with SAGRIMO must be reported to the Local Authority.

The following table describes OV actions to be taken, depending where the animals come from:

Animals from	OV action
Multiple pick-up transport directly from farms	<p>The batch identity of sheep from more than one farm, transported directly to the slaughterhouse on one vehicle, will usually be maintained by separate penning and unloading. Alternatively, temporary marks (for example, paint marks) may be used for batch identification to overcome problems arising from loss of tags.</p> <p>However, where a significant number of sheep are not tagged, and there is no physical evidence that they had been tagged, the identity of such sheep is not reasonably ascertainable. They should not be slaughtered for human consumption, but should be killed separately, disposed of as unfit and the details reported to the LA.</p> <p><b>Note:</b> Temporary marks are an adjunct to proper identification, and do not remove the requirement for compliance with the Hygiene Regulations.</p> <p>Provided the batch identity has been maintained during transport, any minor discrepancies between ear tags and</p>

	the information on the movement document(s) may not prevent slaughter for human consumption, but must be reported to the LA.
Transported from livestock market	<p>In the case of a sheep in a composite consignment from a market which has a system for checking tags at the market, the incident of a missing tag can be reasonably interpreted as a genuine loss of a tag since leaving the market. In such circumstances, its identity can be considered to be reasonably ascertainable, and it can be accepted for slaughter for human consumption.</p> <p>If significant numbers of sheep were found to be unidentified at the slaughterhouse and there was no physical evidence that they had been tagged, this would be a clear indication of failure to carry out checks at the market and to comply with a formal, agreed procedure. Where identity of such sheep could not be 'reasonably ascertainable', they are not permitted to be slaughtered for human consumption, must be reported to the LA and disposed of as unfit.</p>

### 2.9.5 Movement of sheep: Animal Movement Licence

Sheep moving to slaughter require a completed Animal Movement Licence – AML1 form (England and Wales) or a Scottish movement document – which specifies:

- the address, including the postcode, and CPH number of the holdings from where and to where the sheep is being moved (Scottish forms will have the address of the keeper only on the forms which will not necessarily relate to the CPH)
- the date the movement is taking place
- the number of sheep the document covers
- from 1 January 2011, the numbers of individually identified sheep born after 31 December 2009

**Note:** These animals will need to have their individual identification numbers recorded on the movement document (attached lists are acceptable). Information about mixed batches is not required but may be supplied. Individual 'off movement' (farm to abattoir) information will not be

included where the slaughterhouse is acting as a Central Point Recording Centre on behalf of the keeper – this will be indicated by means of a tick box on the movement document.

- FCI declaration (England and Wales only)

The form must be retained for at least three years by the FBO, who must also send a copy to the LA within three days of the arrival of a sheep.

### **2.9.6 Recording movements: movement document**

Moves can be recorded and reported in the movement document in two ways – individual recording or batch recording as detailed below.

For animals individually identified *after* 31 December 2009, the movement document must include individual ID numbers.

Exceptions where movements can continue to be batch recorded are:

- animals intended for slaughter within 12 months of age (identified with electronic or non-electronic slaughter tags)
- EID animals (double tagged including one EID identifier) moving to an approved CPRC

## **2.10 Identification requirements under SAGRIMO**

### **2.10.1 ID requirements**

Sheep and goat identification and movement rules are based on the principle that each sheep should bear a tag or tags which correlates with the requirements of the Sheep and Goats (Records, Identification and Movement) (England) Order 2009 (and its Welsh and Scottish equivalent legislation) (SAGRIMO).

A sheep officially identified after 31 December 2009 will comply with SAGRIMO if it has one single tag, which can be an electronic slaughter tag or a non-electronic slaughter tag (slaughter animals) and is also accompanied by appropriate documentation. This should be in the form of a movement document made under the 2009 order, from the last holding from which it has moved (or the market from which it was consigned).

Goats will comply with SAGRIMO if they have one single tag (slaughter) or two conventional identifiers. Additionally, they may also be electronically identified, in

which case one of the identifiers must be electronic. As for sheep, they need to be accompanied by the same appropriate documentation.

Sheep or goats bearing single tags must be under 12 months of age. It can be difficult to identify whether an animal is less than 12 months of age and therefore correctly identified. For example, a lamb presented for slaughter in May 2011 may have been born any time between December 2009 and May 2010. Given the difficulties of ageing slaughter lambs, Defra recommends a pragmatic approach to enforcement and a single tagged lamb slaughtered before 30 June of the year following their birth cohort can be accepted as compliant with SAGRIMO. In the case of single tagged sheep presented for slaughter after 30 June, which appears to have been born in the previous year's cohort, the FBO should query their age and whether their identification complies with SAGRIMO (should they be double tagged) and report this to the OV.

The FBO should keep details of consignments presented for slaughter which they suspect includes animals older than 12 months. This information should be made available to the Local Authority on request.

Sheep bearing tags applied under previous requirements (prior to 31 December 2009) will continue to be presented for slaughter for some considerable time in the future. Judgements as to whether they comply with SAGRIMO should be made having regard to the requirements of the legislation at the time. See Defra guidance on sheep tagging requirements at:

<https://www.gov.uk/government/collections/guidance-for-keepers-of-sheep-goats-and-pigs>

### **2.10.2 Breaches of SAGRIMO**

In cases where the OV considers that a breach of SAGRIMO has occurred, they should refer the matter to the LA.

## **2.11 Pigs**

### **2.11.1 Regulations**

- England – The Pigs (Records, Identification and Movement) Order 2011.
- Wales - The Pigs (Records, Identification and Movement) (Wales) Order 2011.
- Topic 2.11.2 on 'Requirements of the identification mark'.

## Manual for Official Controls | Amendment 84

---

All pigs arriving at the slaughterhouse should be identifiable by means of an identification mark.

### 2.11.2 Requirements of the identification mark

All pigs arriving at the slaughterhouse should be identifiable by means of an identification mark.

### 2.11.3 Types of identification mark

Identification marks in England, Scotland and Wales may be any of those listed in the table below:

Type	Notes
<b>Slapmark: England and Wales</b>	Applied to both shoulders, showing the keeper's herdmark. Size is not specified; however, the slapmark must be legible before and after slaughter, throughout processing.
<b>Slapmark: Scotland</b>	Applied to one shoulder <sup>1</sup> , showing either the keeper's herdmark or an alpha numeric slapmark allocated to the keeper by one of the Scottish marketing or processing groups <sup>2</sup> .
<b>Ear tag: England and Wales</b>	Ear tags must be: <ul style="list-style-type: none"><li>• printed or stamped – not handwritten</li><li>• tamperproof and not re-usable</li><li>• include the letters UK plus the herdmark; a unique identification number can follow on from the official information or be printed on the other side of the tag, for example, UK AB1234 or UK AB1234 001</li><li>• capable of remaining legible throughout carcase processing (for pigs going for slaughter)</li></ul> <b>Note:</b> Plastic tags are not acceptable for slaughter pigs because they may melt during scalding or singeing.
<b>Ear tag: Scotland</b>	In Scotland, ear tags may be made of metal or plastic, or a combination of both. However, they must be sufficiently heat resistant that neither the ear tag nor the information printed or stamped on it can be damaged by the processing of the carcase following slaughter.
<b>Tattoo</b>	Tattoo of the herdmark on one ear. If desired, the other ear may have an individual number and / or management information. Size

	is not specified, but the tattoo must be legible before and after slaughter and throughout processing.
--	--

1. Some processors require a slapmark applied to each shoulder of the pig. The keeper should check with the processor in advance of sending pigs, to conform their requirements.
2. There are currently 3 groups; Vion (processing group), Scottish Pig Producers and Scotlean (marketing groups).

### 2.11.4 Imported pigs

Pigs imported from outside the European Union must be identified at the destination holding with an ear tag or tattoo containing the letters 'UK' followed by the herdmark and the letter 'F' unless the pigs are delivered directly to slaughter.

### 2.11.5 Movement of pigs: England and Wales

From 1 April 2012, pig keepers in England and Wales are required to report movements (including pigs from Scotland) using the electronic AML2 online system (**eAML2**) operated by the British Pig Executive (BPEX). The current AML2 carbonated forms will become invalid.\*

To be legally compliant, pig movements must be reported through the eAML2 online system or by contacting the eAML2 free-to-use bureau service operated by Meat and Livestock Commercial Services Ltd (MLCSL).

**\*Note:** Despite extensive communication, it is acknowledged that some keepers will still use the paper AML2 forms. APHA have agreed that these will still be accepted.

In the case of pigs going to slaughter, the pigs may be processed as normal, provided satisfactory FCI is presented to the OV. No further involvement from FSA is required. The FBO should send a copy of the AML2 form to the MLCSL bureau service, who will flag the producer to Trading Standards.

### 2.11.5 eAML2 system

This system captures the following information:

- the address, including postcode, and CPH number of the holdings from where, and to where, the pig is being moved

- the date the movement is taking place
- the number of pigs being moved
- the identification mark of the pigs
- pig movements from a market, the lot numbers of the pigs being moved

### 2.11.6 FBO responsibility: confirmation of move

The FBO should ensure that all details of the movement are notified within 3 days of the movement taking place.

For IT enabled abattoirs, the FBO should confirm receipt of the animals electronically via the eAML2 system (or via FBO in-house software if integrated with eAML2).

FBO establishments without IT should confirm the move using the bureau service operated by MLCSL. This can be done by:

- sending the completed Haulier Summary (HS) document within 3 days of the movement taking place to the Meat and Livestock Commercial Services Limited (MLCSL) at MLCSL, Stoneleigh Park, Kenilworth, Warwickshire, CV8 2TL
- alternatively, receipt of the animals can be confirmed via phone or fax to the MLCSL Bureau Tel: 0844 335 8400 Fax: 02476 692405.

**Note:** The FSA have agreed to provide all pig movement details from the Innova application to the AML2 system on a daily basis. It is important that data entry into the Innova system is completed as quickly as possible as this will help provide more accurate and timely information, which would be of significant help in a disease outbreak situation. (FSA target is within 48 hours of processing, not including non-working days.)

Where the MLCSL Bureau is used to notify receipt of the animals, a copy of the HS document must be retained for at least 6 months by the FBO.

### 2.11.7 Movement of pigs to or from Scotland

In Scotland, with effect from 1 December 2011, details of pigs moving to slaughter should be notified to the ScotEID movement reporting database electronically, by telephone or in writing. The notification must specify the following information:

- the address, including postcode, and CPH number of the holdings from where and to where the pigs are being moved
- the date the movement is taking place
- the number of pigs moved
- the identification mark of each pig moved
- in the case of pigs moved from a market, the lot number of the pigs being moved

The FBO must check and confirm receipt of the pigs within 3 days of arrival to ScotEID\* by one of the movement notification methods mentioned above.

**\*Note:** This also applies to pigs being moved from England and Wales for slaughter in Scotland.

## 2.12 Deer

### 2.12.1 The Tuberculosis (Deer) Order 1989 as amended

Farmed deer must be uniquely identified with an official ear tag, if they have been tested for tuberculosis or before they leave the farm of origin.

The tag must show either the Defra herd number, or British Deer Farmers Association (BDFA) herd registration number and the animal's own unique number.

The letters UK must go before the Defra herdmark, for example, UK AB1234 000001.

### 2.12.2 Regulation (EC) 853/2004

Regulation (EC) 853/2004, Annex II, Section III applies the same identification rules to farmed game as to other red meat animals.

It is required that a declaration by the FBO who reared the animals, stating their identity and indicating any veterinary products or other treatments administered, dates of administration and withdrawal periods, accompanies the slaughtered animals to the slaughterhouse.

### 2.13 Horses identification requirements

#### 2.13.1 Definition

The term 'horse' used throughout the MOC means any wild or domesticated soliped mammals of all species within the genus *Equus* of the family Equidae, and their crosses.

#### 2.13.2 Regulations

Commission Regulation (EC) No 262/2015

**Note:** Regulation (EC) No 262/2015 repeals Regulation (EC) No 504/2008 with effect from 1 January 2016.

The Horse Passport Regulations 2009 implemented (EC) No 504/2008 and were revoked with effect from 1st January 2016.

#### 2.13.3 Horse identification requirements: passports

##### **Before 1 July 2009:**

Horses born after January 1998 and which were voluntarily registered in breed studbooks or for competition or racing were already required by law (Horse Passport Order 1997) to have a passport.

European legislation (Commission Decision 2000/68 amending Commission Decision 93/623/EEC) extended the requirement to all horses and amended the format of the passport to include Section IX. This change was made to reflect the fact that horses may enter the human food chain and came into force on 1 July 2000.

A deadline was introduced to allow passports issued before it became a requirement to include Section IX to apply for Section IX pages. The deadline was 30 June 2004 (The Horse Passports (England) Regulations 2004).

After 28 February 2005 no person shall slaughter a horse for human consumption unless it is accompanied by its passport and the declaration in Section IX does not show that the animal is not intended for slaughter for human consumption (The Horse Passports (England) Regulations 2004).

##### **On or after 1 July 2009:**

## Manual for Official Controls | Amendment 84

---

Commission Regulation (EC) No 504/2008 introduced tighter controls starting from 1 July 2009. The main changes introduced in 2009 include:

- tight deadlines for submitting passport application forms; passport applications shall be submitted by the keeper before 31 December of the year of birth of the horse or within 6 months following the date of birth, whatever dates occurs latter
- late application submissions result in the passport being stamped by the passport issuing organization that the horse is not intended for human consumption
- compulsory transponders for horses identified from 1 July 2009
- transponders must be inserted by veterinarians
- horse silhouette is no longer compulsory, however many passport issuing organizations keep requiring one
- all duplicate and replacement passports should be stamped by the passport issuing organization that the horse is not intended for human consumption

### **From 1 January 2016:**

Any new passport issued on or after 1 January 2016 must be in the format as described in Commission Regulation (EC) No 262/2015. If the passport application is made before 1 January but the passport is issued on or after 1 January 2016 it must be in the new format. All existing passports issued before 1 January (and issued in accordance with Commission Regulation (EC) No 504/2008) remain valid.

Horses born before 31 December 2015 and not identified in accordance with Regulation (EC) No 504/2008 by 31 December shall be identified in accordance with Regulation (EC) No 262/2015 and shall be classified as NOT INTENDED FOR SLAUGHTER FOR HUMAN CONSUMPTION (Regulation (EC) No 262/2015 Article 43 paragraph 2).

Horses born on or after 1 January 2016 shall be identified no later than 12 months following the date of birth. However, this deadline does not apply to certain horse populations living under wild or semi-wild conditions in designated areas.

All passports issued from 1 January 2016 will contain a narrative describing the horse and its marks and also a completed outline diagram depicting the marks recorded in the narrative (horse silhouette).

The layout of the passport is slightly different and these passports have the 'Administration of Veterinary Medicinal Products' under Section II.

There are numerous organisations authorised to issue horse passports: Passport Issuing Organisations (PIOs). There are:

- organisations that do not manage a studbook but authorised to issue horse passports
- horse passport issuing organisations that manage studbooks

These lists are updated regularly by Defra. For the most up to date list, please refer to:

<https://www.gov.uk/government/publications/horse-passport-issuing-organisations>

The 'Equine Identification Booklet' produced by Weatherby's, RCVS and BEVA can be found in Annex 4. It was produced to create a system of description, for example, colours and markings, of horses for the purpose of identifying individual animals. It is valuable reference material for understanding horse descriptions and horse silhouettes.

### **2.13.4 Horse identification requirements: transponders**

Transponders (microchips) became a compulsory element of every horse identified from 1 July 2009. From this date it became a legal requirement that at the time the horse is first identified, the animal is actively marked by the implantation of a transponder.

The law applies not only to foals born in 2009 and not identified before 1 July 2009 but it also applies to any older horse which had not been identified by 1 July 2009. Because these older horses cannot comply with the passport application deadlines, the passport issuing organisation must stamp the passport that the horse is not intended for slaughter for human consumption.

Some transponders inserted prior to 2009 may not be recorded in the passport. However, if inserted and recorded in the passport it becomes part of the horse's official identification and must be treated as such.

In any case, horses that are eligible for slaughter for human consumption must have any transponder safely removed before the carcass may be passed as fit for human consumption regardless of when it was implanted and recorded or not in the passport.

### 2.13.5 Horse identification requirements: the derogated areas

There are certain designated areas in England and Wales (none in Scotland) containing defined populations of horses living under wild or semi-wild conditions that do not need to be identified with passports and transponders whilst they remain within the defined areas. Once these horses are removed from those populations or brought into domestic use, they must be identified. The 12 months following the date of birth deadline to identify the horse does not apply.

The derogated areas in England are:

- Dartmoor
- Exmoor
- the New Forest

In Wales the derogation applies to:

- the Cymdeithas Merlod y Carneddau (covering the Carneddau ponies of northern Snowdonia)
- the Hill Pony Improvement Society of Wales (covering the 26 individual pony improvement societies in the 23 hills and commons in south and mid Wales)

Foals under 12 months of age may be moved directly to slaughter from the derogated areas without a passport. However, they must be identified by a unique sticker (rump sticker), issued by an approved PIO (Pet ID has been providing these), showing the date on which it was attached to the animal and bear a unique identification number. These foals must be accompanied by individual Derogation Disposal Forms, issued by Pet ID, and food chain information (FCI), which must include a reference to the individual numbers that appear on the rump stickers. If the sticker has been removed or lost prior to ante mortem inspection, the foal must be rejected for slaughter for human consumption.

See Annex 1 'Example of a rump sticker and derogation disposal form' provided by Pet-ID Equine.

Passport application forms do not constitute suitable identification documents for horses presented for slaughter at an abattoir.

### 2.13.6 Veterinary treatment

A private veterinary surgeon (PVS) or other person administering any veterinary medicinal product to a horse must first check the passport to ascertain whether the horse is intended for human consumption.

### 2.13.7 Record of veterinary medicinal products administered

**All horses:** All vaccines administered by a PVS must be recorded in the passport regardless of whether or not the horse is intended for human consumption.

**Non-food producing horses – passport declares ‘not intended for human consumption’:** There is no legal requirement to record any other medicines in the passport of a horse not intended for human consumption.

**Food producing horses – passport declares ‘intended for human consumption’ or no declaration made:** Any substance which is administered and is listed in European Council Regulation 122/2013, the ‘Essential Substances’ List, must be recorded in Section IX in the passports of horses intended for human consumption (Section II where the passport was issued from 1 January 2016 onwards). The withdrawal period for each of the ‘Essential Substances’ is six months.

A record of use for any other veterinary medicine must be kept, although this can be done in a separate record (not in the passport) so long as a written record is kept. Records of administered medicines must be kept for 5 years even if the animal has been sold or slaughtered during that time.

The Product Information Database produced by the Veterinary Medicines Directorate can be found at:

<http://www.vmd.defra.gov.uk/ProductInformationDatabase/>

### 2.13.8 Prohibited substances for food producing animals

The annex to Commission Regulation (EU) 37/2010 contains a list of pharmacologically active substances and their classification regarding maximum residue limits:

<http://eur-lex.europa.eu/legal-content/EN/TXT/PDF/?uri=CELEX:32010R0037&from=EN>

The annex is divided into two tables. Table 1 lists allowed substances, which may be administered to food-producing animals. Table 2 lists prohibited substances, which may not be administered to food-producing animals.

Only products containing pharmacologically active substances listed in Table 1 of Regulation 37/2010 may be administered to food-producing animals. In the event that a medicine containing any of the substances listed in Table 2 of (EU) 37/2010 is administered to a horse, the animal can never be slaughtered for human consumption.

The owner or PVS must sign Section IX of the passport to declare the horse as 'not intended for human consumption' (Section II where the passport was issued from 1 January 2016 onwards).

### **2.13.9 Phenylbutazone (Bute)**

Phenylbutazone is neither listed in Table 1 nor has been included in Table 2 of Regulation (EU) 37/2010. This means that, whilst not a banned active ingredient, it cannot be used in food producing animals.

Veterinary Medicines Directorate has authorised the use of products containing phenylbutazone as an active ingredient, but the use is restricted to non-food horses only.

**Horses that have been treated with phenylbutazone must not enter the food chain** and their passports must be signed by the owner or PVS at Part II of Section IX (Section II where the passport was issued from 1 January 2016 onwards) to indicate that the animal is not intended for human consumption.

### **2.13.10 Additional reading**

The following guidance notes and leaflet produced by the Veterinary Medicines Directorate provide further reference:

- The Cascade: Prescribing unauthorised medicines  
<https://www.gov.uk/guidance/the-cascade-prescribing-unauthorised-medicines>
- Horse medicines and record keeping requirements  
<https://www.gov.uk/guidance/horse-medicines-and-recording-keeping-requirements>

## 3. FBO Responsibility

- 3.1 Introduction
- 3.2 Cattle
- 3.3 Cattle register
- 3.4 Restrictions on slaughter of cattle
- 3.5 Horses

### 3.1 Introduction

#### 3.1.1 Duty to ensure traceability

The FBO has a duty to ensure that all livestock submitted for slaughter are correctly identified.

These checks should form part of the procedures that they have put in place in accordance with of Article 5 of (EC) 852/2004 to meet the requirements of HACCP.

**Regulation:** (EC) 853/2004 Annex II Section II (1 and 2).

**Reference:** See the Meat Industry Guide (MIG) for additional information.

#### 3.1.2 Record keeping

The FBO must ensure that records of all livestock delivered to the establishment are kept in accordance with the species requirements described previously in the legislation section of this chapter.

**Reference:** See the MIG for additional information.

### 3.2 Cattle

#### 3.2.1 FBO responsibility

It is the responsibility of the FBO to ensure that cattle presented for slaughter for human consumption:

- comply with the age criteria
- are properly identified
- are accompanied by valid documentation.

**Regulation:** (EC) 853/2004 Annex II Section II (1 and 2),

The TSE (England) Regulations 2010

The TSE (Wales) Regulations 2008

When the FBO presents animals that do not comply with age criteria, the FSA may reject the carcass from those animals as unfit for human consumption and take enforcement action as appropriate.

When the FBO presents animals that are not properly identified, the FBO should present whatever further information that is available which allows the OV to make a judgement as to whether the animal's identity is reasonably ascertainable. The keeper, however, has 48 hours to arrange for the correct identification of the animal.

#### 3.2.2 FBO to report movements and death to BCMS

The FBO is required to notify BCMS of the movement of cattle on to the slaughterhouse.

The FBO is also required to notify BCMS of the death of cattle at the slaughterhouse.

It is possible, although not mandatory, for slaughterhouses to report cattle movements and deaths electronically, using CTS online, an approved software package or the self service telephone line.

#### 3.2.3 FBO to return cattle passports to BCMS

It is the responsibility of the FBO to return cattle passports to BCMS, to reach BCMS within 7 days of slaughter.

**Note:** The only exception to this is where FSA retain the passport (which will occur only in the event of a discrepancy arising).

BCMS will provide the FBO with the necessary orange pouches or pre-paid envelopes for the purposes of returning the cattle passports. Any requests for additional pouches or envelopes should be made to BCMS by telephoning 0845 050 1234.

### 3.2.4 Completion of death details on the passport

If the FBO has reported the death to BCMS electronically, then that is the notification of death and the FBO should return the passport to BCMS, after any necessary FSA identity verification checks have been carried out.

If the FBO is not using an electronic method to notify deaths to BCMS, then the slaughter details must be entered onto the death details section of the cattle passport by a responsible member of the slaughterhouse staff. Again, the FBO is responsible for returning the passport to BCMS once any necessary FSA verification checks have been satisfactorily completed.

Completion of the kill number in non-BSE testing cattle is not a legal requirement, but a best practice that should be encouraged. In BSE testing the recording of a kill number is recommended. It is only a requirement if it is in the RMOP.

**Note:** Entry of slaughter details or kill number must not be performed by FSA staff.

### 3.2.5 Completion of death details: on farm slaughter

In the case of cattle slaughtered on farm, and sent to a slaughterhouse for dressing (emergency slaughter), the keeper must complete the death details in the passport and send it with the animal and appropriate Food Chain Information declaration to the slaughterhouse.

The FBO must then return the passport to BCMS within 7 days of slaughter (unless the passport is retained by FSA for further investigation).

**Note:** Different BSE test age rules apply to emergency slaughter cattle; see chapter 2.6 on 'TSE Testing'.

### 3.2.6 Return of documents to BCMS: summary of FBO responsibilities

- All passports must be received at BCMS **within 7 days of the animal's death**.
- All passports, with the exception of those retained by FSA for further investigation, should be returned by the FBO to BCMS in the pouches or pre-paid envelopes supplied for the purpose.
- The FBO must include the kill sheet in the pouch or pre-paid envelope.
- The kill sheet should be clearly marked to identify any animals which were slaughtered on-farm.
- Passports for animals which were slaughtered on farm may also be included in the same pouch, but must be clearly marked and placed within a separate envelope within the pouch or pre-paid envelope.
- The FBO should check that the total number of passports in the pouch or pre-paid envelope equals the total number of animals processed as detailed on the kill sheet.

## 3.3 Cattle register

### 3.3.1 Requirement to keep a register

FBOs are required to keep records of:

- cattle moving on and off the slaughterhouse, and
- cattle deaths

Other keepers are required to keep similar records.

**Regulation:** CIR 2007, Schedule 5 and (EC) 1760/2000, Articles 7(1) and 7(4).

**Note:** The LA is the enforcing authority for this and the FSA carry out inspections on their behalf. Any non-compliance will be reported to them.

### 3.3.2 Contents of register

The register may be kept in computerised or paper form and must contain the following information:

- the unique official identification code for each animal from the ear tag
- the breed and sex of the animal

- where the animal came from
- date of arrival at the lairage or slaughterhouse; if the lairage is at a separate location and has a different CPH number, the date of arrival at both the lairage and the slaughterhouse must be recorded
- date of return to keeper and address animal sent to (where movement restrictions permit such movements)
- date of death

### 3.3.3 Availability for inspection

The register (or a copy of computer printouts) must be available for inspection to an AO of FSA, Defra or the LA.

### 3.3.4 Use of the cattle register as a kill sheet

A copy of the cattle register, or an alternative kill sheet containing the same information, must be provided daily by the FBO to FSA operational staff. It will be checked to verify the accuracy of the data registered and to confirm throughput information.

The FBO must then send the original kill sheet, with the relevant cattle passports, to BCMS.

## 3.4 Restrictions on slaughter of cattle

### 3.4.1 Compliance with age rules

The FBO must ensure that no cattle born in, or imported into, the UK before 01 August 1996 are slaughtered for human consumption.

When cattle that require BSE testing are identified at premises that do not have an approved RMOP, they may be moved, under licence, to an abattoir with an approved RMOP. The FBO should apply to APHA (England and Wales) for licence.

A list of establishments that can slaughter cattle that require a BSE test is available at the web link below.

<https://www.gov.uk/government/publications/tse-testing-of-fallen-cattle-approved-premises>

**Regulation:** The TSE (England) Regulations 2010, Schedule 2, paragraph 12

The TSE (Wales) Regulations 2008, Schedule 2, paragraph 5, 5 (1)

(EC) 854/2004, Annex I, Section II, Chapter III, 8.

**Reference:** See chapter 2.2 on 'Ante-mortem inspection', section 4 for additional information.

### 3.4.2 Stamped passports

The FBO must inform the OV if an animal arrives at the slaughterhouse accompanied by a passport stamped 'NOT FOR HUMAN CONSUMPTION: Animal exposed to mammalian protein'.

**Reference:** See sub-topic 2.5.6 on 'Passport: Stamped not for human consumption' of this chapter for additional information.

### 3.4.3 FBO duty when errors are found at pre-slaughter checks

If during the FBOs pre-slaughter checks, a bovine is found where:

- one or more ear tags are missing
- ear tags are mismatched or of an unapproved type (for example, hand written)
- the passport details obviously do not match the bovine, is wrong, invalid or missing
- age rules have been breached

the FBO should:

- immediately notify the OV and present the passport to the OV
- detain the animal
- notify the keeper that the animal has been detained, and
- if appropriate, that the keeper has 48 hours to arrange for the animal to be correctly identified

**Note:** The FBO must not return the passport presented with the animal to the keeper until the correct passport is presented to the OV. (Un-reconciled passports are returned to BCMS with a completed form AID 5-4 by the OV once investigations have been completed; see sub-topic 4.5.17 on 'Records').

### 3.5 Horses: FBO responsibility

#### 3.5.1 FBO responsibilities

The term 'horse' used throughout the MOC means any wild or domesticated soliped mammals of all species within the genus *Equus* of the family Equidae, and their crosses.

The FBO is responsible for:

- ensuring that every horse accepted for slaughter is accompanied by its matching passport, which has been issued by an approved issuing body and complies with the required format
- ensuring that those horses presented for slaughter without passport but accompanied by individual rump stickers and derogation disposal forms originate directly from one of the designated areas (holding of birth) and that those horses are under 12 months of age as far as they can ascertain
- ensuring that every horse or batch of horses accepted for slaughter is accompanied by food chain information (FCI) and that the information provided in the FCI is acted upon
- ensuring the passport contains a Section IX that does not show that the animal is not intended for slaughter for human consumption (Section II for horse passports issued from 1 January 2016 onwards)
- ensuring that the passport does not exclude the horse from the human food chain
- ensuring that the passport does not show any sign of tampering in any section of the passport
- ensuring that any veterinary medicinal withdrawal periods recorded on the passport and FCI have elapsed
- scanning every horse prior to acceptance for slaughter for the presence of a transponder and if present, ensuring that the number matches that recorded in the passport (transponders must be removed from the carcass before it can be released into the human food chain)

**Note:** Some transponders inserted prior to 1 July 2009 may not be recorded in the passport. However, if a transponder was inserted and was recorded in the passport it became part of the horse's official identification and must therefore be treated as such.

Horses delivered to a slaughterhouse that are incorrectly identified must not be allowed to leave the premises. A horse incorrectly identified is ineligible for

slaughter for human consumption. However, a horse may be correctly identified and still be ineligible for slaughter for human consumption (for example, the Section IX is signed, withdrawal periods have not been observed).

In the event of failure to comply with any of the requirements listed above, the FBO must notify the OV and take appropriate measures.

**Reference:** Regulation (EC) 853/2004 Annex II, Section II.

### **3.5.2 FBO action after deciding to accept the horse for slaughter**

Once the FBO has carried out the checks detailed above, and decided to accept the animal for slaughter, they must give the passport and FCI to the OV.

**Reference:** Regulation (EC) 853/2004 Annex II, Section III, Paragraph 8.

### 4. FSA Role

- 4.1 Introduction
- 4.2 Verifying cattle ID
- 4.3 Pre-slaughter: Cattle
- 4.4 Post-slaughter: Cattle
- 4.5 Verification of age: Cattle
- 4.6 Cattle ear tag discrepancies
- 4.7 Cattle passport discrepancies
- 4.8 Guidance on returning cattle passports
- 4.9 Verifying eligibility of horses
- 4.10 Verifying eligibility of horses: Pre-slaughter
- 4.11 Verifying eligibility of horses: Post-slaughter

#### 4.1 Introduction

##### 4.1.1 Verification of FBO duties

The OV is to verify that the FBO complies with (EC) 853/2004 to ensure that animals accepted for slaughter for human consumption are properly identified.

The OV must ensure that animals whose identity is not reasonably ascertainable by the FBO are killed separately and declared unfit for human consumption.

If the OV considers it necessary, they should contact APHA to arrange for official controls to be carried out on the holding of provenance.

**Reference:** See the section 5 on 'Enforcement' in this chapter for additional information.

**Regulation:** (EC) 854/2004, Annex I, Section II, Chapter III, Paragraph 1 and 2.

### 4.1.2 Role of the OV / AO

The role of the OV / AO will vary depending on the species of livestock presented for slaughter.

For sheep, goats, deer and pigs this will entail verification of animal identity by sampling and periodic checks to ensure that the FBO is checking animals are clearly tagged / marked and maintaining accurate records. These checks should be undertaken at least weekly or whenever operations take place if less than weekly, and as part of the audit of FBO procedures. The OV or AO must make a record of the check and outcome in the daybook or as part of audit notes.

For cattle, verification must be undertaken for a minimum of 10% of animals presented, increasing the percentage if required as detailed in the following topics.

For horses, verification must be undertaken for 100% of all those presented, as detailed in the following topics.

**Reference:** See the relevant species topics in section 2 on 'Animal identification' and the requirements listed in section 1 on 'Legislation' in this chapter for additional information.

## 4.2 Verifying cattle ID

### 4.2.1 Minimum level of cattle identification checks

FSA authorised officers (AO) must conduct identity checks on 10% of cattle as a minimum, dependant on the levels of compliance with cattle identification requirements. This is to verify that age related SRM controls and BSE testing requirements are complied with and to verify that the FBO is fulfilling their responsibilities as far as animal identification is concerned.

**Regulation:** (EC) 854/2004 Annex I, Section II, Chapter III, Paragraph 1.

### 4.2.2 Increased level of cattle identification checks

Verification levels should be increased immediately following non-compliance, until the reason for the non-compliance has been established and rectified.

The OV should set an increased level of verification, sufficient to provide assurance that FBO controls are applied effectively. The OV should raise any concerns with the FVC in the first instance.

Once the OV is satisfied that the FBO has addressed and corrected the root cause of the non-compliance, the verification level should return to the 10% level.

### 4.2.3 Flexibilities on identification checks

Identity checks must be random and spread throughout the day, every day. There is flexibility on the number of animals to be checked each day, as long as the required percentage is achieved by the end of the week. Checks should be spread throughout the day and should not fall into a pattern, for example, concentrated in any particular day or part of a day.

To allow FSA to provide continued assurance to the consumer and customers that BSE testing is conducted on all relevant bovines, the identification of at least one animal should be verified every day to prevent any potential relaxation that may arise without daily checks.

The Cattle Non-Compliance online form, (available in the 'Applications' section of Foodweb) has columns for the number of cattle killed and the number of carcasses checked.

It is appreciated that, in smaller establishments, operationally it may be more practical to verify cattle identity of a higher percentage.

### 4.2.4 Recording non-compliances

Every week, the OV must record and submit all identified non-compliances using the Cattle Non-Compliance online form.

**Note:** The Cattle Non-Compliance online form can be found in the Applications section of FoodWeb.

A non-compliance should only be recorded when an identification problem **has not** been detected by the FBO and it is identified by FSA operational staff for the first time.

Any questions regarding the use and completion of the form should be directed to the relevant FVC in the first instance.

### 4.2.5 Non-compliances identified outside the relevant percentage checks

If a problem is identified outside of the percentage in force, action should be taken by the OV / AO as necessary. Issues identified outside of the random checks

should be recorded in the cattle ID Non-Compliance online form and should be considered an additional check for that day.

### 4.2.6 Non-compliances which must trigger an increase in supervision checks

- Failure to classify and slaughter the animal in the correct age category (UTM, OTM and cattle that require BSE testing).
- Unless authorised, slaughter of a bovine animal that requires BSE testing.
- Slaughter of cattle born in, or imported into, the UK before 1 August 1996.
- No ear tags.
- Different ear tags.
- No passport / wrong passport.
- The sex and / or breed of the bovine obviously does not match details recorded on the passport.
- Passport appears to have been tampered with or amended or any other obvious reason to suspect that it is not valid.

### 4.2.7 Establish identity to the satisfaction of the OV

It is the responsibility of the keeper to correctly identify the animal.

It is the FBOs responsibility to ensure that animals that are slaughtered are properly identified.

When the animal has already been slaughtered and no valid official cattle identification document can be obtained, the carcass must not be health marked.

**Note:** Notwithstanding cases referred to the LA for investigation, it is still the OV who must make the final decision regarding the acceptability of the animal for health marking.

### 4.2.8 Suspect forgery or fraud

In cases of doubt or suspicion of forgery or fraud, when the animal has already been slaughtered, carcasses must not be health marked while enquiries are being made.

If the OV has reasonable grounds for suspecting that a cattle passport may be inaccurate, for example, where there is a clear disparity between the age given on the passport and the dentition, the OV must initiate further checks to establish whether the documentation is correct.

### **4.2.9 FSA check of cattle register**

The OV must inspect the FBO's cattle register each month to ensure that the records are being completed promptly and accurately (see sub-topic 3.3 on 'Cattle register'). The OV should:

- check at least 1% of the entries made
- sign and date the register with details of the number of entries checked and found acceptable
- if the register is kept electronically, make an entry in the daybook to prove that checks have been made

If the register is found to be deficient, you must take action as detailed in section 5 on 'Enforcement' of this chapter.

## **4.3 Pre-slaughter check: Cattle**

### **4.3.1 FSA verification duties**

The FSA is required to verify that FBOs have complied with their responsibilities as far as animal identification is concerned.

**Regulation:** (EC) 854/2004 Annex I, Section II, Chapter III, paragraph 1.

### **4.3.2 AO action when a live animal discrepancy is recorded**

The AO must take the following actions when the FBO reports a live animal discrepancy:

- confirm that the FBO has taken the actions as specified on page 3-8 of this chapter
- assess the identification or evidence provided by the FBO
- supervise the slaughter and disposal of the carcass if no identification or acceptable evidence of identification is provided by the FBO (see sub-topic 4.3.8 to 4.3.10 of this chapter)

### 4.3.3 Opportunity to provide evidence

If a live bovine is presented with:

- no ear tag
- one ear tag (when double tagging is required)
- mismatched ear tags
- the wrong passport
- no passport
- the OV must allow the keeper opportunity to establish the animal's identity and provide the reason as to why the animal was presented without correct identification

**Caution:** A bovine animal without any ear tag cannot be reconciled against any documentation provided and it is unlikely that sufficient evidence can be presented to authenticate identity and permit re-tagging.

When several animals from the same holding have been submitted with ear tag discrepancies or passports with missing data, or repeated cases from the same origin occur over a short period of time, the OV is also to notify the LA using form AID 5/7 (FSA Referrals to LA). Isolated instances do not need to be reported.

**Reference:** See section 1 on 'Legislation' in this chapter for additional information on where to locate relevant legislation.

### 4.3.4 Genuine mistake suspected

If the OV considers that a genuine mistake has been made, they should contact the BCMS helpline (8:30am to 5pm) on:

0345 050 1234 – England

0345 050 3456 – Wales

18001 0345 050 1234 – Typetalk for the hearing impaired

or online at <http://www.bcms.gov.uk> , and request a check on the Cattle Tracing System to ensure that the animal relating to the passport is recorded as being alive and on the holding. If such confirmation is given by BCMS the passport may be returned to the keeper.

### 4.3.5 Suspected fraud

If fraud is suspected, the details must be referred to the LA Trading Standards Department and copied to the Deregistration Department at BCMS by emailing [FSAReferrals@bcms.rpa.gsi.gov.uk](mailto:FSAReferrals@bcms.rpa.gsi.gov.uk).

**Reference:** See the section 5 on 'Enforcement' in this chapter for additional information.

### 4.3.6 Identity established

If the identity of the live animal has been established to the satisfaction of the OV and:

- is re-tagged satisfactorily
- the animal is presented with at least one official tag which matches the passport
- the OV may allow the animal to be slaughtered for human consumption

### 4.3.7 Correct passport supplied

If the correct passport is provided within 48 hours the animal may be slaughtered for human consumption. If there is evidence that the passport exists (fax copy, for example), the animal may be slaughtered and detained pending arrival of the passport.

### 4.3.8 Identity not established: FBO action

If the identity of the animal is not established to the satisfaction of the OV and the animal:

- is not re-tagged
- is re-tagged with tags that do not reconcile with the passport
- no correct passport is provided

the FBO must slaughter the animal separately, then stain and dispose of the appropriate category of animal by-product under supervision by FSA operational staff.

### 4.3.9 Identity not established: AO action

If the identity of the animal is not established to the satisfaction of the OV, the AO must mark the passport 'not reconciled' and return to BCMS with a copy of the AID 5/4 (Cattle Identification Non-Compliance Report) detailing the non-compliance. **All non-reconciled passports must be returned to BCMS by FSA staff.**

**Reference:** See chapter 9 on 'Forms' for a copy of AID 5/4.

**Note:** See the section 5 on 'Enforcement' in this chapter for additional information.

### 4.3.10 Daybook entries

Details of all identification issues and their outcomes should be recorded in the daybook.

## 4.4 Post-slaughter: Cattle

### 4.4.1 Check of kill sheet

The FBO will provide FSA staff with copies of kill sheets. These should be checked to verify the accuracy of the data registered and to confirm throughput information.

**Note:** FBO kill sheets may no longer be used as an alternative to the AID 5-1, as this is now a compulsory form.

### 4.4.2 FSA verification of identity

The FSA AO is responsible for verifying that the representative sample of bovine animals which have been slaughtered for human consumption are:

- correctly identified
- accompanied by a valid passport (checks include ear tag number, sex and breed)
- in compliance with age criteria applicable in the establishment
- imported animals have the required official documentation

**Reference:** See the section 1 on Legislation and section 3 on ‘FBO responsibility’ in this chapter for additional information.

**Note:** AOs should check that when two ear tags are fitted, these both bear the same identity.

### 4.4.3 FSA post-slaughter identity checks

The following checks must be carried out post-slaughter by an FSA AO for the appropriate percentage in force, and relevant action taken for any discrepancies.

Stage	Check
1	The animal has official, valid ear tags
2	The ear tag details match the passport
3	The dentition is consistent with the date of birth on the passport and does not indicate any obvious signs of fraud
4	The passport is valid and the sex and breed of the animal match the passport
5	The inside back page for import details (if any)

### 4.4.4 Requirement for proof of identity

The OV is to notify the operator of any carcasses without the correct identification without delay. The FBO should be given the opportunity to present evidence to allow the OV to be confident that the identity of the carcass was reasonably ascertainable.

**Caution:** Clear and unambiguous proof will be required and more than one piece of evidence may be needed to substantiate the identity of the animal.

**Reference:** See section 5 on ‘Enforcement’ of this chapter for additional information.

### 4.4.5 Ongoing disputes

Where there is an ongoing dispute regarding the identity of a carcass, and the FBO or primary producer is awaiting the results of DNA testing, the FBO should be offered the option of freezing the carcass.

**Reference:** See the sub-topic 5.2.2 on 'Disposal of carcasses' of this chapter for additional information.

### 4.5 Verification of age: Cattle

#### 4.5.1 FSA responsibility

The principal guide for age estimation of cattle is the date of birth on the passport. The OV may, however, take into account other factors, such as dentition, and carcase characteristics such as ossification, when establishing if the identity of the bovine is reasonably ascertainable.

An AO must carry out a dentition check on the relevant percentage of carcasses presented as less than 30 months old, and record the results on AID 5/1 (Cattle Identification Record) if 5 or more permanent incisors are erupted.

**Reference:** See chapter 9 on 'Forms'.

**Reference:** See topic 2.7 on 'Cattle age requirements' of this chapter for additional information.

#### 4.5.2 Who completes AID 5-1?

The authorised officer who carried out the inspection must complete and initial each entry.

The OV who checks all the entries on the form must then sign the form.

**Note:** If the FSA authorised officer who completed the entries is the only FSA authorised officer present, they must also sign the OV confirmation section, having first carried out a secondary check of their original entries.

#### 4.5.3 Frequency of completion

The AID 5-1 must be completed daily; fill in as many AID 5-1s as necessary to cover the number of cattle ID checks being undertaken.

#### 4.5.4 Bovines requiring BSE testing

From 1 March 2013, there is no requirement to test for BSE in healthy slaughter cattle born in one of the EU-25 countries.

However, there remains a requirement to test certain 'risk cattle', depending on their age and origin and AOs must remain vigilant when undertaking cattle ID checks that such cattle are identified.

Full details of BSE testing requirements are located within chapter 2.6 on 'TSE testing' and all AOs undertaking identity checks must be familiar with the testing requirements.

### **4.5.5 Earliest date of birth (DOB) for slaughter of cattle requiring BSE testing or SRM VC removal**

Determine the earliest date of birth for slaughter for O24M / OTM / O48M processing – as appropriate – that corresponds to the current date, using the relevant Bovine Eligibility Checklist.

Locate today's date on the chart, and enter the corresponding '**Earliest date of birth for slaughter**' from the right hand column. Enter this date in the relevant box on the AID 5/1.

**Reference:** Laminated copies of Bovine Eligibility Checklists for O24M, OTM and O48M are available. If you require a spare copy please contact the OpA Business Support Team (access contact details in chapter 1 on 'Introduction').

### **4.5.6 Completing AID 5-1**

FBO kill sheets may no longer be used as an alternative to the AID 5/1, as this is now a compulsory form.

The whole of the AID 5-1 must be completed, but only for the relevant percentage of carcasses checked.

The following boxes must be completed on the AID 5-1:

- Approval Number
- Establishment Name
- Date
- Earliest date of birth for slaughter of cattle (BSE testing / SRM VC removal) – O24M, OTM and O48M
- Total number of cattle slaughtered
- Total number of cattle checked

- % of cattle checked

Check if the animal was born or imported into the UK before 01/08/96

If imported, check if this was on/after 01/08/1996 **and what the BSE testing age is for the country of origin**, then:

- enter the kill number
- enter the ear tag number
- enter the date of birth
- indicate 'yes' or 'no' for imported, BSE test needed and valid passport
- for animals presented as UTM if there are 5 or more permanent incisors enter the number
- in the case of an invalid passport, complete form AID 5/4

Once completed, sign the AID 5-1.

### 4.5.7 OV confirmation

The OV must check the information provided on the AID 5-1, ensuring that each entry is initialled by the authorised officer who undertook the inspection, and confirm that:

- any cattle that require BSE testing have been identified and that appropriate action has been taken
- any animal born before 1 August 1996 has been identified, appropriate action has been taken
- any discrepancy relating to the animals age has been identified, the appropriate action has been taken

**Reference:** See chapter 7 on 'Enforcement' for additional information.

### 4.5.8 Discontinuous establishments

Where, in smaller establishments, the OV is not present at the end of the processing day another FSA authorised officer must check and sign the OV confirmation section. Similarly, where there is only one FSA authorised officer at the end of the processing day, they must complete and initial each entry, and then sign the OV confirmation section, having carried out a secondary check of their original entries.

### 4.5.9 Retention of form

When completed and signed, the AID 5/1s should be retained in the plant file for 2 years.

### 4.5.10 Principles of cattle dentition

Expert advice and statistical evidence shows that:

- the majority of animals with 6 permanent incisors erupted will be over thirty months of age
- a bovine animal with 7 or 8 permanent incisors erupted must be considered over thirty months of age

### 4.5.11 Disparity in stated age and dentition

If the OV has reasonable grounds for suspecting that the official cattle documentation may be incorrect, for example, where there is a clear disparity between the age given on the official cattle documentation and the dentition, the OV should initiate further checks to be satisfied that the documentation is genuine.

### 4.5.12 Guide to ageing cattle

The following table of dentition is based on research but may be helpful in estimating bovine ages.

**Note:** 24 months = 730 days

30 months = 912 days

Permanent incisors	Minimum age days	Maximum age days
1 erupted	541	806
2 erupted	536	825
2 in wear	584	1019
3 erupted	689	961
4 erupted	715	937
4 in wear	732	1275
5 erupted	902	1277
6 erupted	978	1304

6 in wear	980	1498
7 erupted	1038	1742
8 erupted	1098	1715
8 in wear	1103	-

### 4.5.13 Water buffalo

The temporary incisors in water buffalo are significantly larger than those in other bovine species, and may give rise to confusion.

In case of doubt the gum may be dissected to examine the teeth roots.

### 4.5.14 Actions where 5 or 6 incisors are erupted

After the AO has carried out the dentition check, and the passport indicates the animal is under thirty months old, but 5 or 6 permanent incisors are identified:

- there is no need to submit a brainstem for BSE testing
- if there is a significant discrepancy in the age compared to the dentition, the case may be referred to LA Trading Standards for further investigation; they may wish to retain some evidence, such as the head, for their investigations
- the carcass may enter the food chain if it has passed post mortem inspection, and VC is treated as SRM

### 4.5.15 Actions where 7 or more permanent incisors are erupted

Any animal with 7 or more permanent incisors erupted and a passport indicating that it is less than thirty months old should be detained and investigated in the first instance. These cases should be referred to the LA. Where no further information comes to light, the OV's final decision should be based on the fact that animals with 7 or more incisors erupted cannot be UTM.

**Reference:** See sub topic 4.5.16 on 'OV not satisfied' for further appropriate action.

### 4.5.16 OV not satisfied

Where the OV is unable to satisfy the identity of the carcass, the FBO should identify the carcass as an animal by-product, which should be stained and

disposed of under FSA supervision. The passport presented with the carcase should be marked 'not reconciled' and returned to the BCMS.

### 4.5.17 Records

When an animal is slaughtered and during the verification of the relevant percentage of carcasses any of the following are identified:

- no tag
- illegible tags
- unofficial or unapproved tags
- evidence that a tag has been tampered with,
- 7 or 8 permanent incisors animal with an under thirty months passport

Do not allow the carcase to go for human consumption, and:

- mark the passport 'not reconciled' and return to BCMS with a completed AID 5/4 detailing the non-compliance

**Note:** Do not send passports and AID 5/4 forms to BCMS until all enquiries are complete.

- refer the matter to the LA and copy the referral to the BCMS Enforcement Referrals section (address: BCMS Enforcement Referrals Section, Curwen Road, Workington, CA14 2DD)
- record referrals to LAs / BCMS in the daybook
- record any enforcement action in the daybook and complete ENF 11/5 (Enforcement Programme)
- secure evidence, especially the heads of suspect animals with the ears and ear tags attached
- notify these cases to the FVC

**Note:** This ensures management are aware of issues which may be referred to them.

### 4.6 Cattle ear tag discrepancies

#### 4.6.1 OV duties: action to take

When a carcass is presented without satisfactory ear tags, providing other eligibility checks have been completed satisfactorily, the OV should immediately notify the FBO of any carcasses without the correct identification and allow the FBO opportunity to present evidence to establish the identity of the carcass.

**Note:** These will be exceptional cases and the OV will probably need more than one piece of evidence to be convinced as to the identity of the animal.

The OV must be satisfied regarding the identity of the animal. If fraud is suspected the details must be referred to the Trading Standards Department and copied to BCMS by emailing [FSAReferrals@bcms.rpa.gsi.gov.uk](mailto:FSAReferrals@bcms.rpa.gsi.gov.uk).

#### 4.6.2 Damaged ears

If the second ear is missing or badly damaged, both tags may be fitted to the same ear.

#### 4.6.3 Illegible tags

If a tag is illegible you should treat the carcass as if its tag(s) were missing.

#### 4.6.4 Carcass with only one tag

Where a carcass is found with only one tag, the following applies:

- if the animal was born before 15 September 1998, such carcasses should be accepted with no further action (providing other eligibility checks have been completed satisfactorily)
- if the animal was born after 15 September 1998, there is evidence that a second tag had been fitted and all other eligibility requirements have been met, the OV may accept the carcass for human consumption
- if the animal was born after 15 September 1998, but there is no evidence that a second tag had been fitted, the OV may still accept the carcass for human consumption, provided any necessary checks are made to allow them to reasonably ascertain the identity of the animal

### 4.7 Cattle passport discrepancies

#### 4.7.1 Definition: wrong passport

A 'wrong passport' is where the passport presented with the animal relates to an entirely different animal.

The passport is considered to be the wrong one if:

- it does not match the animal's ear tag, or
- the size / dentition of the animal indicates that the date of birth shown on the passport is incorrect
- the passport is not one of the three types of the UK passport

**Note:** Animals imported from EU: the passport is not the type issued by the relevant EC exporting country, when the animal is imported direct for slaughter and / or does not have an export health certificate, and / or does not have a Permit Authorising Movement of Cattle (MC2L) issued by DARD (animals from Northern Ireland only).

#### 4.7.2 Definition: invalid passport

An 'invalid passport' is where the passport presented with the animal does relate to that animal, but some of the details are incorrect or missing.

The AO should consider that the passport presented with a carcass is invalid if:

- it appears to have been tampered with or amended
- the sex or breed of the bovine obviously do not match the information on the passport
- details of the last holding where the animal has been kept are missing or do not match the FCI

**Note:** The OV may accept a passport as valid if minor information is missing (for example, it has not been signed by the last keeper) provided traceability of the animal has been maintained. The carcass may be passed fit for human consumption if the keeper or his agent signs the passport within 7 days of slaughter.

### 4.7.3 OV action

If a carcass has been presented for post-mortem eligibility checks with the wrong passport, an invalid passport or without a passport, the OV must follow the steps in the table below:

Step	Action
1	Detain the carcass
2	Notify the FBO that the passport is wrong, invalid or missing
3	<p>Allow the keeper 48 hrs to present the correct passport or correct the deficiency</p> <p><b>Note:</b> The carcass may be held for a period longer than 48 hrs if the OV has evidence that the correct passport has been located (is in possession of a photocopy or fax)</p> <p><b>Reference:</b> See sub-topic 5.2.1 on 'Storage of carcass pending investigation' of this chapter for additional information</p>
4	Retain control of the passport
5	Take enforcement action if appropriate

### 4.7.4 Pending further investigation

The carcass must not be passed as fit for human consumption until the original, valid passport is presented.

The OV should detain the carcass pending the outcome of investigations and follow the guidance in the table below.

The result of such investigation will determine health marking or disposal as animal by-product and possible enforcement action.

**Reference:** See the sub topic 5.2.2 on 'Disposal of carcasses' of this chapter for additional information.

## Manual for Official Controls | Amendment 84

If	Then	Passport to be returned to BCMS by
The correct passport is submitted	<ul style="list-style-type: none"> <li>• telephone BCMS (0845 050 1234) and ask them to confirm the animal's last known location</li> <li>• if this matches the information on the passport, the carcass can be passed fit for human consumption</li> <li>• the retained passport may be returned to the keeper</li> <li>• do not complete an AID 5-4 form</li> </ul>	<b>FBO</b>
The passport is invalid, but the discrepancy is rectified  (for example, by the movement section being completed or the keeper signing the passport)	<ul style="list-style-type: none"> <li>• the carcass can be passed fit for human consumption</li> <li>• do not complete an AID 5-4 form</li> </ul>	<b>FBO</b>
The passport contains a minor breed discrepancy, but the animal's identity is not in doubt	<ul style="list-style-type: none"> <li>• the carcass can be passed fit for human consumption</li> <li>• highlight the discrepancy on the passport with a red circle</li> <li>• Give the passport back to the FBO for return to BCMS</li> </ul>	<b>FBO</b>
The correct passport is not submitted	<ul style="list-style-type: none"> <li>• instruct the FBO to identify the carcass as a Category 1 animal by-product, which must be stained and disposed of under FSA supervision</li> <li>• do not return the retained passport to the keeper</li> <li>• The passport must be returned to BCMS as un-reconciled with a completed AID 5-4 form.</li> </ul>	<b>OV</b>

## Manual for Official Controls | Amendment 84

If	Then	Passport to be returned to BCMS by
The passport displays incorrect sex details	<ul style="list-style-type: none"> <li>• telephone BCMS and the relevant LA if necessary</li> <li>• undertake further investigation to establish whether there is possible fraud or whether a genuine mistake was made when the passport was applied for</li> </ul> <p>If fraud is suspected, the passport must be returned to BCMS as un-reconciled with a completed AID 5-4 form</p>	<b>FBO or OV</b> , depending on the outcome of the investigations
The passport appears to have been amended or tampered with	<ul style="list-style-type: none"> <li>• telephone BCMS and the relevant LA if necessary</li> <li>• undertake further investigation to establish whether there is possible fraud</li> </ul> <p>If any doubt remains as to the identity of the animal:</p> <ul style="list-style-type: none"> <li>• instruct the FBO to identify the carcass as an animal by-product, stain and dispose of it under FSA supervision</li> <li>• The passport must be returned to BCMS as un-reconciled with a completed AID 5-4 form</li> </ul>	<b>OV</b>
The number on the ear tag has a 'UK' prefix, but the passport does not <b>OR</b> the tag number on the passport has a 'UK' prefix, but the number on the ear tag does not	<ul style="list-style-type: none"> <li>• instruct the FBO to identify the carcass as an animal by-product, stain and dispose of it under FSA supervision</li> <li>• the passport must be returned to BCMS as un-reconciled with a completed AID 5-4 form</li> </ul>	<b>OV</b>

### 4.7.5 Action after investigation

If the passport is considered invalid or any doubt remains as to the identity of the animal, the OV must:

- mark the passport 'not reconciled' and return to BCMS with a completed AID 5/4 form detailing the non-compliance
- instruct the FBO to identify the carcass as an animal by-product, stain and dispose of it under FSA supervision
- record details in the daybook
- take enforcement action as appropriate

**Reference:** See the section 5 on 'Enforcement' in this chapter for additional information.

### 4.7.6 Right to request further documents

Pedigree certification that is pre-printed and can be confirmed with the breed society may be used to help establish the date of birth.

The OV may request additional information from the keeper (for example, herd record books) in order to satisfy that the documentation is genuine.

The OV may also contact BCMS to request details of the animal's records on CTS. The number to use for such queries is 01900 702130, or visit the website at [www.bcms.gov.uk](http://www.bcms.gov.uk)

### 4.7.7 Reporting stamped passports

Where cattle are identified live or presented slaughtered with a passport stamped 'NOT FOR HUMAN CONSUMPTION: Animal exposed to mammalian protein' the OV must inform, by telephone:

- Regional Veterinary Manager, APHA, Worcester (01905 763355)
- the local APHA office
- LA (Trading Standards Department)
- BCMS

Under no circumstances may carcasses from these animals be health marked for human consumption.

**Note:** Carcasses, offal and all other parts of the carcass (with the exception of the hide) must be disposed of as SRM Category 1 animal by-product.

### 4.8 Guidance on returning cattle passports

#### 4.8.1 Reconciled passports given back to FBO

Once the eligibility checks have been satisfactorily completed for the relevant percentage of carcasses and the carcass has been accepted (or rejected) as eligible for human consumption the OV should give the passport to the FBO, for them to return it to BCMS.

#### 4.8.2 Security of documents

All passports retained by FSA for further investigation must be kept under secure conditions by the FSA and must not be returned to the FBO or to previous keepers. The FBO may take photocopies of passports before slaughter or after slaughter, under FSA supervision.

#### 4.8.3 Return of documents to BCMS: OV

A copy of the completed AID 5/1 should be filed in plant by the OV; there is no longer a requirement to send to BCMS.

In addition to the AID 5/1, copies of any AID 5/4s issued should also be enclosed in the polybag, attached to the passport(s) to which they relate (see following table).

**Note:** Further supplies of polybags (for the purposes of returning forms and non-reconciled passports to BCMS) are available by contacting BCMS on 0845 050 1234.

#### 4.8.4 Return of non-reconciled documents to BCMS

Non-reconciled passports must be returned to BCMS, as detailed in the step-action table below.

**Note:** Do not send passports and AID 5-4 forms to BCMS until all enquiries are complete.

Step	Action
1	Stamp the passport with the plant document stamp
2	Write the words <b>NOT RECONCILED</b> in red across the passport
3	Complete an AID 5-4, detailing the non-compliance
4	Keep copies of documents on file at the plant
5	Attach the AID 5-4 and copies of any notices issued, to the appropriate passport
6	Place the passport and completed forms in the polybag

### 4.8.5 Animals rejected on pathological grounds

It is not necessary to complete an AID 5-4 for animals which were not passed fit for human consumption on pathological grounds. Do not write 'not-reconciled' on the passports relating to such animals.

### 4.8.6 Additional instructions: AID 5-4

For all passports marked 'not-reconciled', the death details page of the passport must be completed, even if the number on the passport was not the same as the number on the ear tag.

Complete the AID 5-4 with the number that appeared on the ear tag of the animal that was actually slaughtered. This will enable BCMS to update both the record of the animal slaughtered, and the record relating to the number that appeared on the passport.

## 4.9 Verifying eligibility of horses

### 4.9.1 Definition

The term 'horse' used throughout the MOC means any wild or domesticated soliped mammals of all species within the genus *Equus* of the family *Equidae*, and their crosses.

### 4.9.2 FSA duties

FSA staff are responsible for verifying that the FBO carries out all necessary checks on every horse, their passports, transponders and FCIs prior to acceptance for slaughter, ensuring that the tasks are carried out accurately and that the horses are eligible for entry into the human food chain. This includes undertaking checks to verify that the markings and description in the passport match the horse presented for slaughter, taking into account natural changes that may occur, for example due to age and scarring, and also checks to verify that the details in the paper passport match those contained in the Central Equine Database (CED).

(EC) 854/2004 Annex I, Section IV, Chapter IX, C requires the carcasses of solipeds to be examined for trichinosis. Trichinella testing is an official control. The OV is to ensure that sampling takes place and samples are appropriately identified, handled and sent for testing to an accredited laboratory. Full instructions are available in chapter 2.4 on 'Post-mortem inspection', section 5. Sampled carcasses are retained until reception of negative test results.

### 4.9.3 Central Equine Database (CED)

The CED is a centrally managed database of all equine identification data in the UK. It is co-funded by Defra. The purpose is to secure the human food chain, and to help agencies deal with lost, fly-grazed or abandoned horses and combat criminal activity. The CED contains records of every equine registered with any UK Passport Issuing Organisation (Scotland, Wales, Northern Ireland and England). The CED can be accessed at <https://ced.equineregister.co.uk/> where user name and password are needed to log in or through the direct link on the application page on FoodWeb.

The FSA and Defra have agreed that OVs and MHIs use the CED as a platform to:

- assist with the equine identification verification checks
- report the slaughter of every horse and the outcome of the carcass (either out of or into the human food chain)

### 4.10 Verifying eligibility of horses: Pre-slaughter

#### 4.10.1 OV action: pre-slaughter passport and FCI checks

The OV must examine the passport and FCI of every horse presented for slaughter for human consumption. Taking all necessary precautions in terms of Health and Safety, the OV also needs to be satisfied that the transponders recorded in the passports are also present in the relevant horses.

Please note that this is verification of the FBO duties, it is part of the official controls and does not replace the FBOs responsibilities.

The entire passport must be checked to ensure it fully relates to the horse presented with it.

Horses incorrectly identified must not be accepted for slaughter for human consumption. Full details of the discrepancies identified at this stage must be recorded in both plant Day Book and Kill Sheet. The passport, FCI and any other relevant documents must be retained as evidence and made available to the Local Authorities.

Where the passport does not contain Section IX (Section II for passports issued from 1 January 2016 onwards), it is not valid and the horse cannot be slaughtered for human consumption.

Section IX (Section II for passports issued from 1 January 2016 onwards), does not have to include a statement that the horse is intended for human consumption. Unless Section IX is signed or otherwise marked, for example with a stamp, the horse can be considered eligible for slaughter for human consumption, subject to withdrawal periods for any authorised veterinary medicines having been met and no evidence of any prohibited substance, including phenylbutazone, having been administered.

**Note:** Additional information on horse medicines and passports can be found in section 2 on 'Animal identification'.

Certain horses can be transported and presented for slaughter without passports and transponders providing that:

- the horses are transported directly from the holding of birth
- no identification document was issued
- the horses are marked by means of rump stickers and derogation disposal forms
- the consignment is accompanied by FCI

## Manual for Official Controls | Amendment 84

---

- the horses are under 12 months of age and have visible cups of the temporary lateral incisors (this will be verified at post-mortem inspection)

The passport of every horse presented for slaughter must be checked against the CED. The slaughter of the horse is then to be recorded in the CED to keep it up to date.

OVs and MHIs deployed at equine abattoirs can access the CED once they obtain their log-in details (user name and password). The SLA and Contracts Team can add additional users and amend user details when needed.

### 4.10.2 Horse passport issues

Problem identified	Action
No passport, even if accompanied by breed society documentation	Ineligible for slaughter for human consumption (however, be aware of derogations applicable to feral and semi-feral populations living in certain designated areas)
No Section IX (Section II for passports issued from 1 January 2016 onwards).	Ineligible for slaughter for human consumption
Both Section A and Section B of Part II of Section IX are completed / signed (Section II for passports issued from 1 January 2016 onwards)	Ineligible for slaughter for human consumption
Section IX is over-stamped as not intended for human consumption (Section II for passports issued from 1 January 2016 onwards)	Ineligible for slaughter for human consumption. <b>Note:</b> The OV should contact the issuing authority for clarification if Section IX bears any other stamp, where the purpose is not clear (Section II for passports issued from 1 January 2016 onwards)
Neither Section A nor Section B of Part II of Section IX is completed (Section II for passports issued from 1 January 2016 onwards)	Eligible for slaughter for human consumption
Transponder number on passport does not match that in the horse, or there is more than one transponder	Ineligible for slaughter for human consumption (occasionally more than one transponder is present in a horse; if PIO and veterinarian can offer a satisfactory explanation, this must be taken into account before a final decision is made)

## Manual for Official Controls | Amendment 84

Problem identified	Action
Transponder recorded on passport but cannot be detected in the horse	Ineligible for slaughter for human consumption (Some transponders inserted prior to 2009 may not be recorded in the passport; however, if inserted and recorded in the passport it became part of the horse's official identification and must be treated as such)
Transponder detected in horse, but not recorded on passport	Consider potential eligibility for slaughter for human consumption (note that some transponders inserted prior to 2009 may not always be recorded in the passport)
FCI absent	Ineligible for slaughter for human consumption. Full instructions available in chapter 2.1 on 'FCI and CCIR', section 4
Either the CED or the passport shows that the horse is not eligible for the food chain	The horse is not eligible for slaughter for human consumption.
The record for the horse is not found in the CED	If the record is not found, the OV/MHI must rely only on the paper passport <b>until such time that all PIOs have uploaded their records onto the CED.</b>

### 4.10.3 Passports: National Pony Society

Cases have been found of NPS passports where the pony was declared out of the food chain on the PIO database but this does not appear in the passport.

The reason for this is unknown and there is nothing in the passport to indicate the status of the animal. Weatherby's has taken over administration of these passports and are happy to discuss directly with OVs any NPS passport and clarify its status before it enters the human food chain.

OVs need to check every NPS passport with Weatherby's before allowing the carcass into the human food chain. Telephone 01933 304868 or email [npsstudbook@weatherbys.co.uk](mailto:npsstudbook@weatherbys.co.uk).

**THE NATIONAL PONY SOCIETY**

**Equine Passport**

*Breed (Race)* **BRITISH RIDING PONY**

**STUD BOOK**

*Name (Nom)* **HAWKWELL VERY VALENTINO**

*I.D. No (I.D. No)* **Reg No BRPSB 11563C. Vol 77**

*UENL* **826037011085139**

---

*Colour/Sex (Race/Sex)* **DARK BROWN COLT**

*Date/Country of Foaling (Date/Pays de Naissance)*  
**13 03 07**  
**United Kingdom**

---

	<i>Sire</i> CUSOP DISCIPLIN RPM 3824S	
	<i>Sire</i> KILVINGTON SCOUNDREL BRPSB 2395S	<i>Dam</i> STONECLIFFE CAPRIDE RPM 10167
<i>Sire (Père)</i> MYNACH ARION BRPSB 7165S <i>Lic. No:</i> NPS/400		<i>Sire</i> OAKLEY (C) BUBBLING SPRING RPS 177
	<i>Dam</i> BOTINGELLE JUNE RPM 7005	<i>Dam</i> BOTINGELLE LINNET RPM 358
	<i>Sire</i> FLOUDA SON GSB	<i>Sire</i> BUSTED GSB
<i>Dam (Mère)</i> UNNAMED 2001 GSB VOL 45		<i>Dam</i> PEACH STONE GSB
	<i>Dam</i> THE MOURNE ACE GSB	<i>Sire</i> POLLERTON GSB
		<i>Dam</i> MISS MCNIGHT GSB


---

*Breeder (Naissieur)* **Mr M D Western**

*Address (Adresse)* **Willow Cottage, 8 Bally Bryan Road  
Greyabbey, County Down  
BT22 2RB**

*First Owner (Propriétaire 1er)* **Mr M D Western**

*Address (Adresse)* **Willow Cottage, 8 Bally Bryan Road  
Greyabbey, County Down  
BT22 2RB**



---

*Signature of First Owner (Signature de Propriétaire 1er)* \_\_\_\_\_

*Nationality (Nationalité)* \_\_\_\_\_

## 4.10.4 Passports: Weatherby's

Weatherby's have prepared two guidance documents for the FSA which are available as annexes to this chapter. These are:

- Annex 3: Weatherby's Passport Evolution
- Annex 5: Weatherby's Passports: Signs of Tampered Passport

## 4.10.5 Passports: Irish Cob Society

The Department of Agriculture, Food and the Marine in Ireland (DAFM) have advised that no horse with an Irish Cob Society passport should be slaughtered unless the validity of the document is first verified with DAFM. The process can take up to 14 days for an enquiry to be answered, so FBO's need to be aware that horses with Irish Cob Society passports will need to be detained for up to 14 days until the validity of the passport can be obtained.

Every passport from the Irish Cob Society must be scanned and emailed to the SLA and Contracts Team. The SLA and Contract Team are the GB central contact point for submitting queries to DAFM, and so will submit your query for you and provide the response.


## 4.10.6 Passports: Pleasure Horse Society

Any horse accompanied by a Pleasure Horse Society passport is irreversibly excluded from the human food chain. This PIO is no longer operating and Horse Passport Agency has taken over administration of these passports. These passports have both parts of the Section IX signed.



### 4.10.7 Passports: The Spotted Horse and Pony Society

This was previously an authorised PIO, but authorisation was rescinded by Defra on 12 May 2008. There is evidence of horse passports issued after this date under the name of this PIO, any of these passports have been issued illegally. Any horse accompanied by a SHAPS passport issued after 12 May 2008 is irreversibly excluded from the human food chain and must be reported to Trading Standards. Pet-ID Equine has taken over administration of these passports issued before 12 May 2008.



### 4.10.8 The Gypsy Cob Society Ltd

No longer authorised to issue or update horse passports.

Gypsy Cob Society passports issued or updated before 25/10/2010 remain valid. The Lipizzaner National Stud Book Association of Great Britain has taken over administration of these passports.

### 4.10.9 Passport: Irish Horse Register


There are a large number of Irish Horse Register passports which will have an additional Section IX following amendment to the legislation in 2009 (the passport contains two sections IX; one in line with the requirements pre-2009 and another in line with the requirements post-2009). As the passport inserts were pre-printed the PIO decided to include the additional Section IX in compliance with the new legal requirements until they ran out of the old stock. Since then, they have also updated passports submitted for amendment with the additional Section IX. This is why many of their passports have two Section IX. This PIO can be contacted if clarification is required at:

Donna Craig

Horse Sport Ireland

Registration Unit

[dcraig@horsesportireland.ie](mailto:dcraig@horsesportireland.ie)



### 4.10.10 OV action: horses incorrectly identified

The OV is to verify compliance with the duty of the FBO to ensure that animals accepted for slaughter are properly identified. The OV is to ensure that animals whose identity is not reasonably ascertainable are killed separately and declared unfit for human consumption.

If the welfare of the horse could be compromised by delaying the slaughter, the animal may be slaughtered even if the legally required information concerning its identity has not been supplied, but this information must be supplied before the meat is passed as fit for human consumption.

Any signs of tampering in any part of the passport, or any horse presented with an incorrect passport, must be reported to the Local Authority for investigation. FSA Food Incidents, National Food Crime Unit and Defra Equine Identification Team

([Equine.Identification@defra.gsi.gov.uk](mailto:Equine.Identification@defra.gsi.gov.uk)) must be copied in to correspondence with the Local Authorities on any alleged tampering / fraud cases. The horse should not be accepted for slaughter for human consumption.

**Reference:**

Regulation (EC)854/2004, Annex I Section II, Chapter III, paragraph 2.

#### **4.10.11 Horses to be slaughtered at the slaughterhouse where they are presented**

Horses that are presented at a slaughterhouse for slaughter must, as a general rule, be slaughtered there.

Animals found to be non-eligible for slaughter for human consumption should be processed separately from those that are eligible for slaughter for human consumption.

In exceptional circumstances, and only if they are correctly identified, horses may be returned to farms or sent to other abattoirs. The FBO must apply to APHA for a licence.

**Reference:** Regulation (EC) 854/2004, Annex I, Section II, Chapter III, paragraph 8.

#### **4.10.12 Disposal as category 2 ABP**

Horses that are presented incorrectly identified or without a passport (with the exceptions where derogation applies) must be slaughtered separately and disposed of as Category 2 Animal By-Product.

Abattoirs are intended for the slaughter of healthy and correctly identified animals for the production of meat intended for human consumption. The admission of animals known to be non-eligible for human consumption with a view to destine the carcasses to feeding zoo animals is not acceptable.

**Note:** Article 13 of Commission Regulation (EU) No 142/2011 permits the feeding of Category 2 material to certain animals, subject to the conditions as listed in that Regulation and in Regulation (EC) No 1069/2009.

### **4.10.13 Duplicate and replacement horse passports**

Duplicate and replacement horse passports have been issued under both The Horse Passport (England) Regulations 2004 ('the 2004 Regs') and The Horse Passport Regulations 2009 ('the 2009 Regs'). Equivalent legislation is in place in Wales.

### **4.10.14 Duplicate passports: 2004 Regs**

Under the 2004 Regulations (which were replaced by the 2009 Regulations), all passports issued to replace lost or damaged originals were referred to as 'duplicates'.

In the case of such duplicates issued where the original passport was lost, or where the information in the original Section IX was illegible, the horse is ineligible for slaughter for human consumption. In such circumstances, the PIO should have ensured that the duplicate Section IX indicated that the horse was ineligible for human consumption.

In all other cases, horses issued with a duplicate passport under the provisions of the 2004 Regulations are, in principle, eligible for the human food chain, subject to all other requirements being met.

### **4.10.15 Duplicate or replacement passports: 2009 Regs**

Under the 2009 Regulations, 'duplicate' passports are issued to replace lost passports where the animal's identity can be established (in practice, this is where a transponder has been implanted). The PIO should mark the duplicate passport as such upon issue.

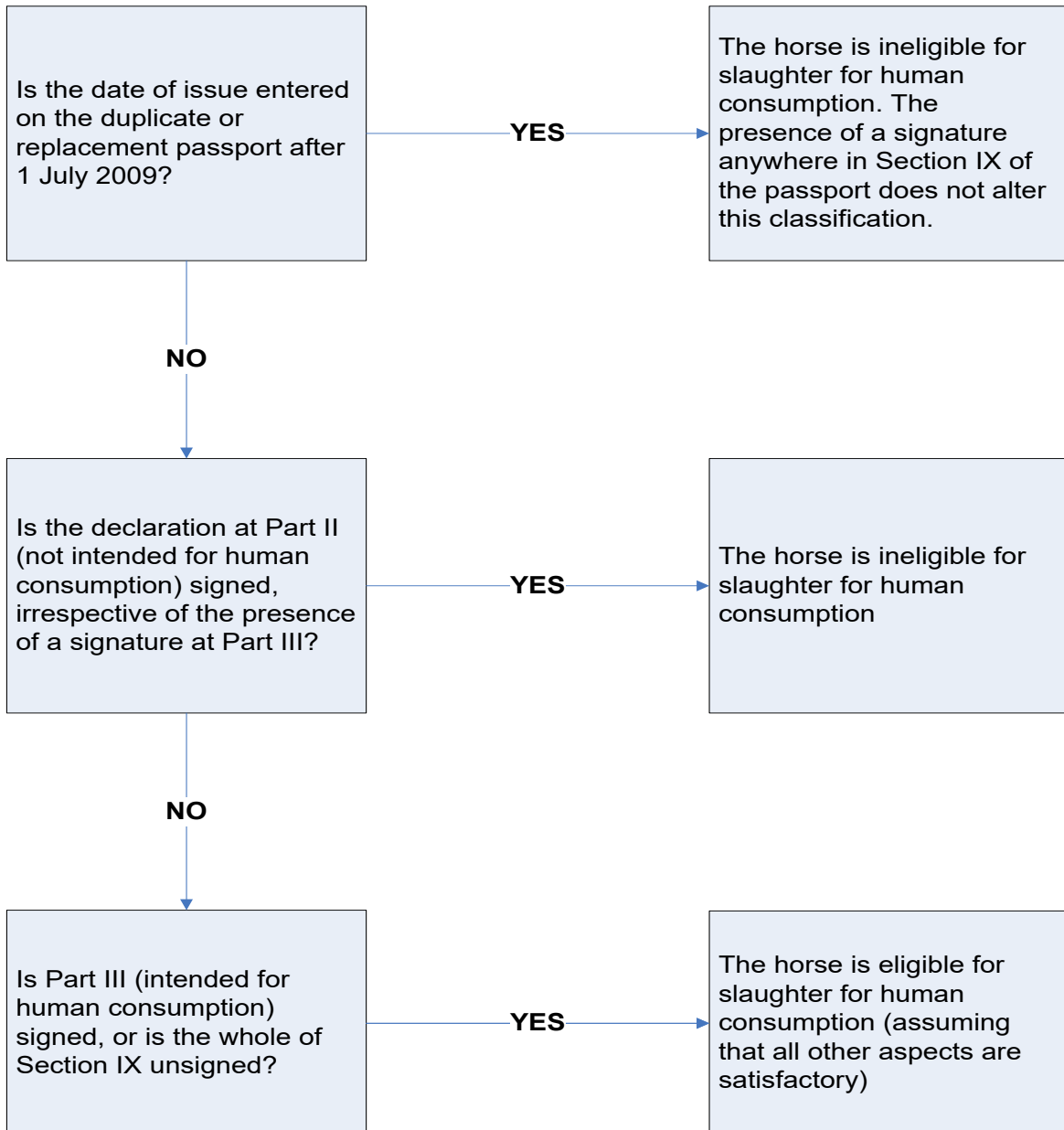
A 'replacement' passport is issued to replace a lost passport when the identity of the horse cannot be established.

In either case, horses issued with a 'duplicate' or 'replacement' passport under the 2009 Regs (duplicate or replacement documents issued after 1 July 2009) are ineligible for human consumption and the issuing PIO is responsible for ensuring that the passport is marked as such.

If the passport has been marked either as 'duplicate' or 'replacement' and issued on or after 1 July 2009, the horse is excluded from the human food chain even if the PIO has failed to sign the Section IX.

### 4.10.16 Duplicate or replacement passports: OV action

When presented with **duplicate or replacement passports**, the OV should follow the steps detailed in the chart below to ensure that only eligible horses are slaughtered for human consumption.



### 4.10.17 OV further checks

Once the owner has presented the passport and after the FBO has decided that it should be submitted for ante-mortem inspection, the OV should make checks to ensure that there is no visible evidence to indicate that substances with a pharmacological effect have been administered which may make the meat unfit for human consumption.

### 4.10.18 Medicinal products listed on passport: OV action

Where there are any drugs listed in a horse passport, the OV must check the latest position on withdrawal periods and authorisation status by referring to the VMD website.

Further guidance on equine veterinary medicines and passports are available in section 2 on 'Animal identification'.

### 4.10.19 Medicinal products: prohibited substances

Any horse treated with a prohibited substance, as detailed in Table 2 of the Annex to Commission Regulation (EU) No 37/2010, **or any horse treated with phenylbutazone**, can never be used for human consumption and the OV must be alert for signs of these drugs having been administered to a horse.

Table 2 of the Annex to Commission Regulation (EU) No 37/2010 includes:

- Aristolochia spp. and preparations thereof
- Chloramphenicol
- Chloroform
- Chlorpromazine
- Colchicine
- Dapsone
- Dimetridazole
- Metronidazole
- Nitrofurans (including furazolidone)
- Ronidazole

## 4.11 Verifying eligibility of horses: Post-slaughter

### 4.11.1 Removal of transponders

Following slaughter, FSA staff will:

- verify that the FBO scans the carcass for the presence of transponders
- verify that the FBO identifies and locates any implanted transponders
- verify that the FBO removes the transponder and hands it to the FSA staff

## Manual for Official Controls | Amendment 84

---

- dispose of the transponder in the clinical waste container provided by the SLA and Contract Team

**Regulation:** (EC) 504/2008, Article 19

Transponder	Eligible / ineligible for food chain?
is located, matches that recorded on the passport and is removed	Carcase is eligible for the food chain
is located, but cannot be removed	That part of the carcass containing the transponder is ineligible for the food chain and must be removed before the rest of the carcass can be released for the food chain
is located, but does not match that recorded on the passport	Carcass is ineligible for the food chain (Some transponders inserted prior to 2009 may not be recorded in the passport. However, if inserted and recorded in the passport it became part of the horse's official identification and must be treated as such)
cannot be located	The entire carcass is ineligible for the food chain

### 4.11.2 Age verification for horses presented without passport

Foals under 12 months of age may be moved directly to slaughter from the derogated areas without a passport (for full details, please refer to section 2.13.5 of this chapter). Horses presented at the abattoir without a passport but accompanied by a derogation disposal form are eligible for the human food chain if the dentition check performed after slaughter confirms that the animal is under 12 months of age and has visible cups of the temporary lateral incisors. If the dentition check confirms that the animal is older than 12 months, the carcass and all body parts will be totally condemned on the basis of inappropriate identification. Horses accompanied by their passports are not subjected to routine dentition checks. Annex 2 to this chapter contains practical guidance on performing these dentition checks.

### 4.11.3 Reporting slaughter in the CED

The passport of every horse presented for slaughter must be checked against the CED and then the date of slaughter of the horse is to be recorded in the CED to keep it up to date.

### 4.11.4 Disposal of carcasses ineligible for the food chain

Horses which are rejected for human consumption must be disposed of as Category 2 Animal By-Product. The hide may be disposed of as Category 3 Animal By-Product.

**Note:** Article 13 of Commission Regulation (EU) No 142/2011 permits the feeding of Category 2 material to certain animals, subject to the conditions as listed in that Regulation and in Regulation (EC) No 1069/2009.

### 4.11.5 Return of passports

Following slaughter, FSA staff should:

- cancel the passport by application of the plant stamp at, as a minimum, the silhouette page and Section IX (Section II for passports issued on or after 1st January 2016) of the passport
- the stamp must be signed, dated and the outcome of the horse / carcass must be indicated
- invalidate the passport by cutting the top right corner of the passport (all pages)
- retain the passport and FCI until receipt of the phenylbutazone test results
- retain the passport and FCI for horses subjected to RIM sampling (a copy, either paper or electronic, of the passport must be sent to the PIO with a note explaining why the original passport cannot be sent yet)

#### **In the event of a positive RIM sample:**

- retain the passport and FCI
- a copy (paper or electronic) of the passport must be sent to the PIO with a note explaining why the original passport cannot be sent yet
- an SLA and Contract team member will contact the FSA team at the establishment and ask them to scan and email specific pages from the passport in question
- FSA staff must then send the passport in question and FCI to the SLA and Contract Team in York, by special delivery

#### **In the event of horses not being subjected to any tests, FSA staff should:**

- return UK issued passports to the approved Passport Issuing Organisation within 7 days of the date of death

- return non-UK passports to the competent authority of the country where the horse passport originates; EU competent authority addresses can be found at the following website:

[http://ec.europa.eu/food/animals/identification/equine/ms\\_info\\_en](http://ec.europa.eu/food/animals/identification/equine/ms_info_en)

These passports must be sent using the International Standard Tariff together with a cover letter produced using FSA template (see Annex 6).

If you are unsure of where to send the passport, please contact SLA and Contracts team.

- return rump stickers and accompanying documents to the issuing PIO

**Note:** In the event that FSA staff have a query regarding the passport, in the first instance they should contact the relevant PIO for clarification.

The lists of PIOs are updated regularly by Defra. For the most up to date list, please refer to:

<https://www.gov.uk/government/publications/horse-passport-issuing-organisations>

If the PIO is unable to satisfactorily resolve the query, FSA staff should email the SLA and Contract Team in York, with full details.

### 4.11.6 Weekly kill record

Following slaughter, FSA staff should record details of all horses slaughtered on to the establishment's horse passport Excel spreadsheet, which should be emailed to the SLA and Contract team on a weekly basis. Blank copies of the spreadsheet are available on request from the SLA and Contract team.

# 5. Enforcement

- 5.1 Introduction
- 5.2 Storage and disposal of carcasses

## 5.1 Introduction

### 5.1.1 Failure of FBO duties

In cases where there has been a clear breach of the domestic or EU requirements for the FBO to establish animal identity, action should be taken to refer the matter to the LA Trading Standards Department and escalate the breaches of Regulation (EC) 853/2004 in accordance with the hierarchy of enforcement.

Serious or persistent breaches should be recommended for prosecution in the normal way.

**Reference:** See chapter 7 on 'Enforcement' for additional information.

### 5.1.2 Inadequate cattle register

If the inspection shows that the register has not been correctly maintained, the OV should:

- notify the LA immediately in writing
- copy the details to the BCMS Enforcement Referrals Section:

Cattle Enforcements and Referrals Section  
BCMS  
Curwen Road  
Workington  
CA14 2DD

Direct line fax: 01900 707403

Email: [bcms.enforcement-referrals@bcms.rpa.gsi.gov.uk](mailto:bcms.enforcement-referrals@bcms.rpa.gsi.gov.uk)

- record details in the plant daybook
- inform the FBO that a report of discrepancies and / or breach of the law are being reported to the LA for consideration

### 5.1.3 Reasons for suspicion

Several things may give the OV grounds for suspecting cattle identity fraud.

Examples include:

- tampered ear tags
- shiny new ear tags
- different character fonts on the same ear tag
- extra holes in the ear with no tag
- short period of residence on any holding on the passport
- passport alterations / omissions
- wrong breed / sex / colour
- absence of thymus in the carcass if presented as UTM
- very little cartilage in the vertebral spinous processes if presented as UTM
- dentition checks

### 5.1.4 Official controls on farm of provenance

LAs (Trading Standards Department) are responsible for enforcement of Animal Identification legislation and Trades Description legislation. The OV should inform the LA in which the slaughterhouse is situated of any suspect offence regarding:

- the identification of animals
- movement records, and
- suspect fraudulent documents

Reports should be made promptly and in writing, so that enforcement action is not prejudiced where there are time limits for action set down in the legislation.

You must keep detailed records in the daybook and retain any evidence and copies of documentation that could be used in an investigation.

### 5.1.5 Notifying BCMS

Details of all referrals to the LA regarding cattle identity should be sent to the BCMS for follow up action:

BCMS Enforcement Referrals Section  
Curwen Road  
Workington  
CA14 2DD

Tel: 01900 702130

Email: [bcms.enforcement-referrals@bcms.rpa.gsi.gov.uk](mailto:bcms.enforcement-referrals@bcms.rpa.gsi.gov.uk)

## 5.2 Storage and disposal of carcasses

### 5.2.1 Storage of carcasses pending investigation

The OV should instruct the FBO to inform the keeper that the carcase will not be health marked pending the outcome of any investigation by the LA. This may include DNA testing of suspect animals.

**Note:** Investigation may take a period of time during which chilled carcasses could deteriorate. Formally detain the carcase under Regulation 10 (1) of the Food Safety and Hygiene (England) Regulations 2013 or Regulation 9 (5) of the Food Hygiene (Wales) Regulations 2006, (form ENF 11/26) for further examination / sampling.

The owners of carcasses that have not been health marked pending investigation must be kept fully informed of the position and given the opportunity to request that the carcase is frozen or boned and frozen under supervision at their own expense until the investigation has been completed.

The frozen carcase should be marked in accordance with the instructions in chapter 7 on 'Enforcement', sub-topic 3.2.1.

The OV must be satisfied that if the carcase is to be frozen away from the slaughterhouse that satisfactory control and detention remain in place.

**Note:** Ensure that the LA is informed and that any further enforcement and disposal is done in conjunction with them as the enforcement body with responsibility outside the approved establishment.

### 5.2.2 Disposal of carcasses

When the OV is satisfied that a bovine animal's identity is not reasonably ascertainable, the carcass must not be health marked and must be declared unfit for human consumption by the OV. The FBO should dispose of the carcass as follows:

- carcass containing SRM (including vertebral column in carcasses from animals suspected or confirmed as being OTM) should be slashed, stained with patent blue V E131 and disposed of as SRM (Category 1 Animal By-Product)
- carcasses that have had all SRM removed (including vertebral column in bovine carcasses suspected of being OTM) should be slashed and stained with Black PN or Brilliant Black BN and disposed of as Category 2 Animal By-Product; the SRM should be stained and disposed of as (Category 1 Animal By-Product)

**Reference:** See chapter 2.6 on 'TSE Testing' for additional information.

Where surrender is not forthcoming, the OV should put in writing the reasons why they are formally declaring the meat unfit for human consumption in accordance with Regulation (EC) 854/2004, Annex I, Section II, Chapter III, paragraph 1.

**Note:** Where the FBO continues to refuse to dispose of meat that has been declared unfit, follow the ABP provisions relating to the treatment of meat declared unfit for human consumption in chapter 2.8 on 'Animal by-products'.

## 6. Annexes

Annex 1	Example of rump sticker and derogation disposal form
Annex 2	Guide for performing horse dentition checks (under 12 months of age)
Annex 3	Weatherby's passport evolution
Annex 4	Weatherby's RCVS and Beva identification of horses booklet
Annex 5	Weatherby's passport
Annex 6	Letter template: Return non-UK passports